Course Evaluations – Table of Contents

1. **Fall 2018–University of Delaware, *Newark, DE*** **Pages 6–11**
   Course: ENTR420/620: Social Entrepreneurship
   Subject: Entrepreneurship (ENTR)
   Role: Instructor | Level**:** Undergraduate & Graduate
   Format: In-person (online supports from Canvas) | Number of Students: 21 Total (12 Respondents)

2. **Summer 2018–University of Minnesota Duluth, *Duluth, MN*** **N/A (Not collected for online classes)**
   Course: CUE1001: Culture Industry and the Creative Economy
   Subject: Cultural Entrepreneurship (CUE)
   Role: Instructor | Level**:** Undergraduate
   Format: Online (via Canvas) | Number of Students: 6 Total

3. **Spring 2018 – Claremont Lincoln University, *Claremont, CA*** **Pages 12–17**
   Subject: Ethical Leadership – Organizational Leadership
   Course: MLE5305: MEL5307: Shadow Sides: Power, Money, and Meaning
   Role: Instructor | Level**:** Graduate
   Format: Online (via Canvas & Zoom calls) | Number of Students: 3 Total (2 Respondents)

4. **Spring 2018–University of Minnesota Duluth, *Duluth, MN*** **Pages 18–56**
   Course: CUE1001: Culture Industry and the Creative Economy
   Subject: Cultural Entrepreneurship (CUE)
   Role: Instructor | Level**:** Undergraduate
   Format: Online (via Canvas) | Number of Students: 36 Total (24 Respondents)

5. **Spring 2018–University of Minnesota Duluth, *Duluth, MN*** **Pages 57–70**
   Course: CUE1111: Creative Problem Solving
   Subject: Cultural Entrepreneurship (CUE)
   Role: Instructor and Curriculum Developer | Level**:** Undergraduate
   Format: Flipped Classroom/Hybrid (Moodle) | Number of Students: 13 Total (9 Respondents)

6. **Spring 2018–University of Minnesota Duluth, *Duluth, MN*** **Pages 71–90**
   Course: CUE4002/6002: Managing Cultural Organizations
   Subject: Cultural Entrepreneurship (CUE)
   Role: Instructor and Curriculum Developer | Level**:** Undergraduate & Graduate
   Format: In-person (online supports from Moodle) | Number of Students: 12 Total (11 Respondents)

7. **Fall 2017–University of Minnesota Duluth, *Duluth, MN*** **Pages 91–129**
   Course: CUE1001: Culture Industry and the Creative Economy (Section 1 of 2)
   Subject: Cultural Entrepreneurship (CUE)
   Role: Instructor | Level**:** Undergraduate
   Format: In-person (online supports from Moodle) | Number of Students: 36 Total (34 Respondents)

8. **Fall 2017–University of Minnesota Duluth, *Duluth, MN*** **Pages 130–146**
   Course: CUE1001: Culture Industry and the Creative Economy (Section 2 of 2)
   Subject: Cultural Entrepreneurship (CUE)
   Role: Instructor | Level**:** Undergraduate
   Format: In-person (online supports from Moodle) | Number of Students: 13 Total (12 Respondents)

9. **Fall 2017–University of Minnesota Duluth, *Duluth, MN*** **Pages 147–163**
   Course: CUE1111: Creative Problem Solving
   Subject: Cultural Entrepreneurship (CUE)
   Role: Instructor and Curriculum Developer | Level**:** Undergraduate
   Format: Flipped Classroom/Hybrid (Moodle) | Number of Students: 12 Total (11 Respondents)

10. **Fall 2017–University of Minnesota Duluth, *Duluth, MN*** **N/A (Not collected for internship classes)**
    Course: CUE4096: Field Work / Internship
    Subject: Cultural Entrepreneurship (CUE)
    Role: Instructor and Curriculum Developer | Level**:** Undergraduate
    Format: In-person (online supports from Moodle) | Number of Students: 4 Students

11. Fall 2017–University of Minnesota Duluth, *Duluth, MN* **Pages 164–189**
Course: UST1000: UMD First Year Seminar
Subject: University Studies (UST)
Role: Instructor Level**:** Undergraduate
Format: In-person (online supports from Moodle) Number of Students: 26 Students

12. **Fall 2017 – Claremont Lincoln University, *Claremont, CA*** **N/A (Not collected for independent study)**
Subject: Ethical Leadership – Organizational Leadership
Course: MEL5304: Leadership Literacy- From Theory to Practice (Ethical Leadership)
Role: Instructor Level**:** Graduate
Format: Online (via Canvas) & Phone calls Number of Students: 1 Total

13. Summer 2017–Southern New Hampshire University, *Manchester, NH* **Pages 190–195**
Subject: Business Administration (MBA)
Course: MBA635: Ethics, Corporate Culture & Social Responsibility
Role: Instructor Level**:** Graduate
Format: Online (via Blackboard) Number of Students: 27 Total (9 Respondents)

14. Spring 2017–University of Minnesota Duluth, *Duluth, MN* **Pages 196–211**
Subject: Cultural Entrepreneurship (CUE)
Course: CUE1111: Creative Problem Solving
Role: Instructor and Curriculum Developer Level**:** Undergraduate
Format: In-person (online supports from Moodle) Number of Students: 11 Total (11 Respondents)

15. Spring 2017–University of Minnesota Duluth, *Duluth, MN* **Pages 212–239**
Subject: Cultural Entrepreneurship (CUE)
Course: CUE1001: Culture Industry and the Creative Economy
Role: Instructor Level**:** Undergraduate
Format: In-person (online supports from Moodle) Number of Students: 24 Total (23 Respondents)

16. Spring 2017–University of Minnesota Duluth, *Duluth, MN* **Pages 240–248**
Subject: Cultural Entrepreneurship (CUE)
Course: CUE3101: Design Thinking and Conceptual Competences
Role: Instructor and Curriculum Developer Level**:** Undergraduate
Format: In-person (online supports from Moodle) Number of Students: 5 Total (4 Respondents)

17. Spring 2017–University of Minnesota Duluth, *Duluth, MN* **N/A (Not collected for internship classes)**
Subject: Cultural Entrepreneurship (CUE)
Course: CUE4096: Field Work / Internship
Role: Instructor and Curriculum Developer Level**:** Undergraduate
Format: In-person (online supports from Moodle) Number of Students: 7 Students

18. **Spring 2017– Claremont Lincoln University, *Claremont, CA*** **Pages 249–254**
Subject: Ethical Leadership – Organizational Leadership
Course: MEL5307: Shadow Sides: Power, Money, and Meaning
Role: Instructor Level**:** Graduate
Format: Online (via Canvas) Number of Students: 11 Total (9 Respondents)

19. Fall 2016–University of Minnesota Duluth, *Duluth, MN* **Pages 255–267**
Subject: Cultural Entrepreneurship (CUE)
Course: CUE1111: Creative Problem Solving
Role: Instructor and Curriculum Developer Level**:** Undergraduate
Format: In-person (online supports from Moodle) Number of Students: 13 Total (8 Respondents)

20. Fall 2016–University of Minnesota Duluth, *Duluth, MN* **Pages 268–302**
Subject: Cultural Entrepreneurship (CUE)
Course: CUE1001: Culture Industry and the Creative Economy
Role: Instructor Level**:** Undergraduate
Format: In-person (online supports from Moodle) Number of Students: 34 Total (30 Respondents)

21. **Fall 2016–Claremont Lincoln University, *Claremont, CA*** **Pages 303–308**
Subject: Ethical Leadership – Organizational Leadership
Course: MEL5307: Shadow Sides: Power, Money, and Meaning (Ethical Leadership)
Role: Instructor and Curriculum Developer Level**:** Graduate
Format: Online (via Canvas) Number of Students: 8 Total

22. **Summer 2016–Claremont Lincoln University, *Claremont, CA*** **Pages 309–314**
Subject: Ethical Leadership – Organizational Leadership
Course: MEL5305: Ethics and Globalization
Role: Instructor Level**:** Graduate
Format: Online (via Canvas) Number of Students: 9 Total

23. **Spring 2015–Chestnut Hill College, *Philadelphia, PA*** **N/A (Adult program did not use evaluations)**
Subject: Global Studies
Course: UEGS201: Social Entrepreneurship, Global Leadership, and the Economy (Adult Program)
Role: Instructor & Curriculum Developer Level**:** Undergraduate (Adult Evening Division)
Format: In-person (online supports from Blackboard) Number of Students: Estimated 35-40 Total

24. **Fall 2014–Chestnut Hill College, *Philadelphia, PA*** **Pages 315–325**
Subject: Global Studies
Course: GLST201: Social Entrepreneurship, Global Leadership, and the Economy
Role: Instructor & Curriculum Developer Level**:** Undergraduate
Format: In-person (online supports from Blackboard) Number of Students: 13-15 Total

25. **Fall 2013–Chestnut Hill College, *Philadelphia, PA*** **Pages 326–335**
Subject: Global Studies
Course: GLST201: Economic Geography and Globalization
Role: Instructor & Curriculum Developer Level**:** Undergraduate
Format: In-person (online supports from Blackboard) Number of Students: 13-15 Total

26. **Spring 2013–Chestnut Hill College, *Philadelphia, PA*** **Pages 336–345**
Subject: Global Studies
Course: GLST201: Economic Geography and Globalization
Role: Instructor & Curriculum Developer Level**:** Undergraduate
Format: In-person (online supports from Blackboard) Number of Students: 13-15 Total

Course Descriptions

University of Delaware (2018-Current)

- ENTR367/HDFS367 - International Social Entrepreneurship Ecosystems: Germany (3 cr., Undergraduate only, Study Abroad): While social entrepreneurship is a relatively new area of academic study, the phenomenon of individuals and communities creating bottom-up social and environmental change is not. Social entrepreneurship is a global phenomenon that reflects the unique interests, values, and visions of both the social entrepreneurs and the various stakeholders who support them. This class, International Social Entrepreneurship Ecosystems: Germany looks at the German case of social entrepreneurship in order to explore a comparative lens of the roles of culture, attitudes, and priorities of those in a different environment than which students are familiar.
- ENTR420/620 - Social Entrepreneurship (3 cr., Undergraduate & Graduate): Focus on developing creative, sustainable solutions to address societal problems. The course is designed to empower students to see social entrepreneurship as a force for social change and give them the knowledge, skills and connections needed to make an impact on the lives of others.
- ENTR464 - Social Entrepreneurship Practicum (3 cr., Undergraduate only): Provides students with guided reflection and learning as they engage in a practical social entrepreneurial engagement of their choice. This may include participation in established programs within the University, such as First Step Grand Challenges, Service Learning Scholar, or others; or may be an internship engagement with an organization, issue, or cause outside the University.
- HDFS346 - Counseling in Human Services (3 cr., Undergraduate only): Presents approaches to interviewing and counseling individuals and families in a variety of human service and human resource settings. Includes case management, advocacy, goal setting and empowerment strategies of intervention. Explores professional and ethical issues in providing individual and family services
- HDFS490 - Community Empowerment through Entrepreneurship (3 cr., Undergraduate only): Focus on an emerging form of entrepreneurship which focuses on integrating the physical and social capital of communities with economic considerations and possibilities. Topics will include strengths-based approaches to community development, the mobilization of community members, stakeholder participation, multi-party collaborations, and advocacy. Identifying social capital, encouraging local community empowerment in urban and rural areas, and increasing and leveraging education, training and capacity will be covered.

University of Minnesota Duluth (2016-18)

- CUE1001 - Culture Industry and the Creative Economy (3 cr., Undergraduate only): This course is an introduction to the history and contemporary scope of the culture industry, and the closely associated creative economy. Topics discussed include tourism, sports, arts and entertainment, mass media, and the food and beverage industry.
- CUE1111 - Creative Problem Solving (3 cr., Undergraduate only): This course provides students the change to explore and engage with contemporary and historic practice in the creative fields, principally in art and design through a series of personal and creative activities. The course promotes the exploration of new media as well as traditional practice through personal involvement in creativity and creative practice. Central to the mission of the course is the development of personal traits of: creativity, thoughtful analysis, ingenuity, experimentation and the ability to solve problems. It will challenge students to move outside of their existing comfort zone and to recognize the value of that exploration. It will help students understand the important of diverse ideas, and to convey that understanding to others. The goal of this course is to create a lasting, permanent, and integrated connection between the student, their own creativity, and the creative fields.
- CUE3101 - Design Thinking and Conceptual Competences (3 cr., Undergraduate only): This course introduces students to each step of the design thinking process and design thinker's toolkit. Design thinking is an iterative problem-solving process of discovery, ideation, and experimentation that employs design-based techniques to gain insight and yield innovative solutions for virtually any type of organizational or business challenge. Students will know the six conceptual competencies important for creatively solving complex real-world challenges. Students will develop skills as ethnographers, visual thinkers, strategists, and storytellers through a hybrid of seminar discussions and collaborative projects. Students will directly apply what they have learned to cases in order to untangle the complexities of markets, organizations, communities, policies and to create real impact.

University of Minnesota Duluth (2016-18, continued from previous page)

- CUE4002/5002 - Managing Cultural Organizations (3 cr., Undergraduate & Graduate): This course provides students with the knowledge and skills needed to play a leadership role in a cultural organization. Using case methodology students will know theories, methods, and practices for managing cultural organizations, gain the skills to participate strategically in the governance of such organizations and be able to design and assess the effectiveness of governance models, volunteer programs, organizational capacity, and inter-organizational relationships. Students will also know the legal requirements affecting cultural organizations and approaches to finance the programming and operations.
- CUE4096 - Field work/Internship (3 cr., Undergraduate only): Students taking this course will be placed in an entrepreneurial project, following consultation with the Cultural Entrepreneurship faculty. Students complete a minimum of 80 hours of project-based work at a selected non-profit, business or governmental institution. A project charter stating the objective, scope, deliverable, timeline and communication protocol is established before the start of the course. Establishing and evaluation of student learning objectives are critical component of the course. To receive the credit for the course, students must complete the project deliverable with a sign-off from the appropriate stakeholder in the sponsoring organization and receive a favorable evaluation by their instructor.

Claremont Lincoln University (2016-18)

- MEL5304 - Leadership Literacy: From Theory to Practice (3 cr., Graduate only): Leadership is an ever-evolving field of study and practice that has taken on added complexity in the diversified workplace of the 21st century. In this course, you will survey contemporary research and literature in the field that introduces foundational concepts that address leadership development in a global era. You will examine the notion of leadership as an adaptive art, as a frame for professional proficiency, and as a platform for personal and organizational transformation. In the end, you will come to appreciate leadership as the effective and ethical management of positive change.
- MEL5305 - Ethics and Globalization (3 cr., Graduate only): We no longer make workplace decisions in a vacuum. In a truly globalized era, the actions of our organizations have ripple effects that cross borders and reach around the world. In this class, you will focus on the role of ethical leadership in a diverse, interconnected economy. Building on previous courses, this course connects your personal values to the ethical perspectives of different regional, cultural, and national contexts. It draws on various philosophical and wisdom traditions to develop a balanced and responsible organizational ethics. And looking forward to subsequent courses, it considers the role of ethics in global change, global leadership skills, and issues of conflict, commodities, resources and labor.
- MEL5307/MLE5305 - Shadow Sides: Power, Money, and Meaning (3 cr., Graduate only): Money was invented as a tool for exchange of goods and services, and it's become both a compelling and corrupting force among humans. But while money can buy many things, it cannot buy everything – and in some cases it costs more than it's worth. In this course, you will explore how capital and other forms of power work in the world and how they can be or should be managed to achieve strategic, sociopolitical or ethical ends. You will develop a vision for how capital can be leveraged in organizations as a resource for positive change toward more sustainable models of business and society. You will also be introduced to leading-edge approaches to social entrepreneurship, social business, and organizing for social change in the for-profit and the not-for-profit sectors.

Southern New Hampshire University (2017)

- MBA635 - Ethics, Corporate Culture & Social Responsibility (3 cr., Graduate only): This course examines corporate culture and social responsibility, how to build a sustainable business, and how to promote corporate ethics and values. The course also looks at how to deal with group think, diversity and cultural awareness, civic engagement, and how to be at the forefront of using environmental and sustainable practices that have a positive global impact. The course will also examine personal ethics in relationship to corporate ethics, governance, and civic mindedness.

Chestnut Hill College (2013-15)

- UEGS201/GLST201 - Global Studies Seminar (3 cr., Undergraduate only): In this course, we will examine some of the historical and contemporary factors that shape the global economy, leadership, and entrepreneurship. This entails a deeper look into the UN's leadership and role in global affairs, the role social entrepreneurship in developed and developing economies, and basics of the global economy. We will unpack the term "globalization," which is so widely used to explain contemporary economic relations and explore the causes, effects, representations, contradictions, costs and benefits of globalization.

Course Teaching Evaluations

Institution: UNIVERSITY OF DELAWARE

Course Number: ENTR420/620
Course Title: Social Entrepreneurship

Term: Fall 2018
Division: ENTREPRENEURSHIP
Level: UNDERGRADUATE & GRADUATE
Format: IN-PERSON

University of Delaware Course Evaluations
Instructor Summary for Faculty Appraisal
Instructor: Raible,Stephanie E (46724)
Term: 2018 Fall (2188)

Information as of: 01/02/2019 09:40 PM

Detailed Instructor Responses for ENTR420011 for 2018 Fall (2188)

Detailed Responses — **Response Statistics**

QID 3868 - The methods by which students were to be evaluated were described clearly.

Scale text	Strongly Disagree	Disagree	Neither	Agree	Strongly Agree	Total:	12 / 20
Scale value	**1**	**2**	**3**	**4**	**5**	**Mean:**	4.75
Total	0	0	0	3	9	**Std. Dev:**	0.45
Percent	0%	0%	0%	25%	75%	**Median:**	5
						Mode:	5

QID 3869 - Students received grades on exams and assignments within a reasonable time period.

Scale text	Strongly Disagree	Disagree	Neither	Agree	Strongly Agree	Total:	12 / 20
Scale value	**1**	**2**	**3**	**4**	**5**	**Mean:**	4.83
Total	0	0	0	2	10	**Std. Dev:**	0.39
Percent	0%	0%	0%	16.7%	83.3%	**Median:**	5
						Mode:	5

QID 3870 - Meaningful feedback was given regarding standards that were used to grade exams and assignments.

Scale text	Strongly Disagree	Disagree	Neither	Agree	Strongly Agree	Total:	12 / 20
Scale value	**1**	**2**	**3**	**4**	**5**	**Mean:**	4.75
Total	0	0	0	3	9	**Std. Dev:**	0.45
Percent	0%	0%	0%	25%	75%	**Median:**	5
						Mode:	5

QID 3871 - Lectures were presented clearly.

						Total:	12 / 20
Scale text	**Strongly Disagree**	**Disagree**	**Neither**	**Agree**	**Strongly Agree**	**Mean:**	4.75
Scale value	**1**	**2**	**3**	**4**	**5**	**Std. Dev:**	0.45
Total	0	0	0	3	9	**Median:**	5
Percent	0%	0%	0%	25%	75%	**Mode:**	5

QID 3872 - Relationships among different topics in the course were explained.

						Total:	12 / 20
Scale text	**Strongly Disagree**	**Disagree**	**Neither**	**Agree**	**Strongly Agree**	**Mean:**	4.75
Scale value	**1**	**2**	**3**	**4**	**5**	**Std. Dev:**	0.45
Total	0	0	0	3	9	**Median:**	5
Percent	0%	0%	0%	25%	75%	**Mode:**	5

QID 3873 - Class time was used effectively to help students learn.

						Total:	11 / 20
Scale text	**Strongly Disagree**	**Disagree**	**Neither**	**Agree**	**Strongly Agree**	**Mean:**	4.64
Scale value	**1**	**2**	**3**	**4**	**5**	**Std. Dev:**	0.67
Total	0	0	1	2	8	**Median:**	5
Percent	0%	0%	9.1%	18.2%	72.7%	**Mode:**	5

QID 3874 - The instructor demonstrated an interest in course topics.

						Total:	11 / 20
Scale text	**Strongly Disagree**	**Disagree**	**Neither**	**Agree**	**Strongly Agree**	**Mean:**	5.00
Scale value	**1**	**2**	**3**	**4**	**5**	**Std. Dev:**	0.00
Total	0	0	0	0	11	**Median:**	5
Percent	0%	0%	0%	0%	100%	**Mode:**	5

QID 3875 - The instructor was available for meeting with students.

						Total:	11 / 20
Scale text	**Strongly Disagree**	**Disagree**	**Neither**	**Agree**	**Strongly Agree**	**Mean:**	4.82
Scale value	**1**	**2**	**3**	**4**	**5**	**Std. Dev:**	0.40
Total	0	0	0	2	9	**Median:**	5
Percent	0%	0%	0%	18.2%	81.8%	**Mode:**	5

QID 3876 - Relevance was shown between the course material and real life situations.

						Total:	11 / 20
Scale text	**Strongly Disagree**	**Disagree**	**Neither**	**Agree**	**Strongly Agree**	**Mean:**	4.73
Scale value	**1**	**2**	**3**	**4**	**5**	**Std. Dev:**	0.47
Total	0	0	0	3	8	**Median:**	5
Percent	0%	0%	0%	27.3%	72.7%	**Mode:**	5

QID 3877 - Regular attendance was an important aspect of learning in the class.

						Total:	11 / 20
Scale text	**Strongly Disagree**	**Disagree**	**Neither**	**Agree**	**Strongly Agree**	**Mean:**	4.64
Scale value	**1**	**2**	**3**	**4**	**5**	**Std. Dev:**	0.67
Total	0	0	1	2	8	**Median:**	5
Percent	0%	0%	9.1%	18.2%	72.7%	**Mode:**	5

QID 3878 - The course challenged students to think.

						Total:	11 / 20
Scale text	**Strongly Disagree**	**Disagree**	**Neither**	**Agree**	**Strongly Agree**	**Mean:**	4.73
Scale value	**1**	**2**	**3**	**4**	**5**	**Std. Dev:**	0.47
Total	0	0	0	3	8	**Median:**	5
Percent	0%	0%	0%	27.3%	72.7%	**Mode:**	5

QID 3879 - The instructor had high standards for student performance.

						Total:	11 / 20
Scale text	**Strongly Disagree**	**Disagree**	**Neither**	**Agree**	**Strongly Agree**	**Mean:**	4.45
Scale value	**1**	**2**	**3**	**4**	**5**	**Std. Dev:**	0.52
Total	0	0	0	6	5	**Median:**	4
Percent	0%	0%	0%	54.5%	45.5%	**Mode:**	4

QID 3880 - The course required a lot of work from students.

						Total:	11 / 20
Scale text	**Strongly Disagree**	**Disagree**	**Neither**	**Agree**	**Strongly Agree**	**Mean:**	3.91
Scale value	**1**	**2**	**3**	**4**	**5**	**Std. Dev:**	0.94
Total	0	1	2	5	3	**Median:**	4
Percent	0%	9.1%	18.2%	45.5%	27.3%	**Mode:**	4

QID 3881 - Work that students were required to do promoted meaningful learning.

						Total:	11 / 20
Scale text	**Strongly Disagree**	**Disagree**	**Neither**	**Agree**	**Strongly Agree**	**Mean:**	4.73
Scale value	**1**	**2**	**3**	**4**	**5**	**Std. Dev:**	0.47
Total	0	0	0	3	8	**Median:**	5
Percent	0%	0%	0%	27.3%	72.7%	**Mode:**	5

QID 3882 - Have you observed students cheating in this class (during examinations/quizzes/etc., or outside the formal class setting)?

Scale text	**No**	**Yes**	**Total**
Scale value	**N**	**Y**	
Total	11	0	11 / 20
Percent	100%	0%	

Essay Instructor Responses for ENTR420011 for 2018 Fall (2188)

Questions		
QID	**Question**	
3883	**Please describe any incidents of cheating you have observed.**	
	Response #1	None.
	Response #2	n/a
	Response #3	No cheating observed.
	Response #4	N/A
	Response #5	Did not observe cheating.
	Response #6	I have not observed any incidents of cheating.
	Response #7	none
	Response #8	None
3884	**Please provide comments that will help the instructor improve the course.**	
	Response #1	I really enjoyed this course! The assignments were very beneficial to learning, topics were interesting, and the real world application was always present! Guest speakers enhanced traditional lectures and discussions promoted meaningful learning experiences!
	Response #2	Nothing, I really enjoyed this course!
	Response #3	Professor Raible did a fantastic job. The only improvement I can think of would be to try to incorporate more in-class time to talk with/ask questions of guest speakers after they present. Otherwise, this course was informative and engaging and it was a privilege to learn from a professor as insightful, dedicated, and knowledgable as Dr. Raible.
	Response #4	I think it was a great course!
	Response #5	All around great job! Bring more people in like COLE GALLOWAY with GOBABYGO to show more real life concepts to the class. Dr.Raible did a great job teaching this tough subject and I am happy I got the chance to have her as a teacher!
	Response #6	More interactive, more interaction between classmates
	Response #7	Clear and concise syllabus. Expectations changed throughout the semester and that was confusing.
	Response #8	I think more group projects would ultimately benefit the students in the course. All fields of work require you to work other other people at some point. So, I think that working with other people will improve our communication and people skills.
	Response #9	none
	Response #10	None

Detailed Course Responses for ENTR420011 for 2018 Fall (2188)

Detailed Responses				Response Statistics
QID 7261 - This question is asked college-wide and may or may not apply to this particular course. Did this class enable you to critically evaluate the influence of legal, ethical, cultural or global factors on business or economic environments/decisions?				
Scale text	**not applicable to this course**	**no**	**yes**	**Total**
Scale value	**C**	**B**	**A**	
Total	0	0	11	11 / 20
Percent	0%	0%	100%	
QID 7262 - This question is asked college-wide and may or may not apply to this particular course. Did this class enable you to present logical and persuasive oral or written communication analyzing a current issue in topics covered in this course?				
Scale text	**not applicable to this course**	**no**	**yes**	**Total**
Scale value	**C**	**B**	**A**	
Total	2	0	9	11 / 20
Percent	18.2%	0%	81.8%	
QID 7263 - This question is asked college-wide and may or may not apply to this particular course. Did this class enable you to use appropriate computer applications, quantitative reasoning, or research skills to analyze solutions to business or economic problems?				
Scale text	**not applicable to this course**	**no**	**yes**	**Total**
Scale value	**C**	**B**	**A**	
Total	3	1	7	11 / 20
Percent	27.3%	9.1%	63.6%	

Essay Course Responses for ENTR420011 for 2018 Fall (2188)

No questions exist for this category.

Course Teaching Evaluations

Institution: CLAREMONT LINCOLN UNIVERSITY

Course Number: MLE5305
Course Title: Shadow Sides: Power, Money, and Meaning

Term: Spring 2018
Division: ETHICAL LEADERSHIP
Level: GRADUATE
Format: ONLINE

Claremont Lincoln University
APR18 End-of-Course Student Evaluations

Course: MLE5305ShadowSides: Power,MoneyandMeaning: MLE 5305 Shadow Sides: Power, Money and Meaning (18-Apr)-MEL 5307 Shadow Sides: Power, Money and Meaning (18- - See More on Last Page

Response Rate: 2/3 (66.67 %)

1 - Applications to Professional Practice

This course builds understanding of concepts and principles through exploration.

Response Option	Weight	Frequency	Percent	Percent Responses	Means
Strongly Disagree	(1)	0	0.00%		4.50
Disagree	(2)	0	0.00%		
Neither	(3)	0	0.00%		
Agree	(4)	1	50.00%		
Strongly Agree	(5)	1	50.00%		
				0 25 50 100	Course

Response Rate	Mean	STD	Median
2/3 (66.67%)	4.50	0.71	4.50

1 - Applications to Professional Practice

This course emphasizes problem solving.

Response Option	Weight	Frequency	Percent	Percent Responses	Means
Strongly Disagree	(1)	0	0.00%		4.50
Disagree	(2)	0	0.00%		
Neither	(3)	0	0.00%		
Agree	(4)	1	50.00%		
Strongly Agree	(5)	1	50.00%		
				0 25 50 100	Course

Response Rate	Mean	STD	Median
2/3 (66.67%)	4.50	0.71	4.50

1 - Applications to Professional Practice

Practical examples were used to relate concepts to professional practice in real life situations.

Response Option	Weight	Frequency	Percent	Percent Responses	Means
Strongly Disagree	(1)	0	0.00%		5.00
Disagree	(2)	0	0.00%		
Neither	(3)	0	0.00%		
Agree	(4)	0	0.00%		
Strongly Agree	(5)	2	100.00%		
				0 25 50 100	Course

Response Rate	Mean	STD	Median
2/3 (66.67%)	5.00	0.00	5.00

1 - Applications to Professional Practice

This course includes a sufficient number of practical exercises.

Response Option	Weight	Frequency	Percent	Percent Responses	Means
Strongly Disagree	(1)	0	0.00%		5.00
Disagree	(2)	0	0.00%		
Neither	(3)	0	0.00%		
Agree	(4)	0	0.00%		
Strongly Agree	(5)	2	100.00%		
				0 25 50 100	Course

Response Rate	Mean	STD	Median
2/3 (66.67%)	5.00	0.00	5.00

Claremont Lincoln University
APR18 End-of-Course Student Evaluations

Course: MLE5305ShadowSides: Power,MoneyandMeaning: MLE 5305 Shadow Sides: Power, Money and Meaning (18-Apr)-MEL 5307 Shadow Sides: Power, Money and Meaning (18- - See More on Last Page

Response Rate: 2/3 (66.67 %)

1 - Applications to Professional Practice

I have learned information / skills in this course that apply to my personal objectives or career.

Response Option	Weight	Frequency	Percent	Percent Responses	Means
Strongly Disagree	(1)	0	0.00%		5.00
Disagree	(2)	0	0.00%		
Neither	(3)	0	0.00%		
Agree	(4)	0	0.00%		
Strongly Agree	(5)	2	100.00%		
				0 25 50 100	Course

Response Rate	Mean	STD	Median
2/3 (66.67%)	5.00	0.00	5.00

2 - Course Management

Instructional technology is well coordinated with course materials.

Response Option	Weight	Frequency	Percent	Percent Responses	Means
Stronly Disagree	(1)	0	0.00%		4.50
Disagree	(2)	0	0.00%		
Neither	(3)	0	0.00%		
Agree	(4)	1	50.00%		
Strongly Agree	(5)	1	50.00%		
				0 25 50 100	Course

Response Rate	Mean	STD	Median
2/3 (66.67%)	4.50	0.71	4.50

2 - Course Management

The instructor was effective in teaching the subject matter of this course.

Response Option	Weight	Frequency	Percent	Percent Responses	Means
Stronly Disagree	(1)	0	0.00%		5.00
Disagree	(2)	0	0.00%		
Neither	(3)	0	0.00%		
Agree	(4)	0	0.00%		
Strongly Agree	(5)	2	100.00%		
				0 25 50 100	Course

Response Rate	Mean	STD	Median
2/3 (66.67%)	5.00	0.00	5.00

2 - Course Management

The instructor was responsive to questions and concerns.

Response Option	Weight	Frequency	Percent	Percent Responses	Means
Stronly Disagree	(1)	0	0.00%		5.00
Disagree	(2)	0	0.00%		
Neither	(3)	0	0.00%		
Agree	(4)	0	0.00%		
Strongly Agree	(5)	2	100.00%		
				0 25 50 100	Course

Response Rate	Mean	STD	Median
2/3 (66.67%)	5.00	0.00	5.00

Claremont Lincoln University
APR18 End-of-Course Student Evaluations

Course: MLE5305ShadowSides: Power,MoneyandMeaning: MLE 5305 Shadow Sides: Power, Money and Meaning (18-Apr)-MEL 5307 Shadow Sides: Power, Money and Meaning (18- - See More on Last Page

Response Rate: 2/3 (66.67 %)

2 - Course Management

The instructor helped to keep course participants engaged and participating in productive dialogue.

Response Option	Weight	Frequency	Percent	Percent Responses	Means
Stronly Disagree	(1)	0	0.00%		5.00
Disagree	(2)	0	0.00%		
Neither	(3)	0	0.00%		
Agree	(4)	0	0.00%		
Strongly Agree	(5)	2	100.00%		
				0 25 50 100	Course

Response Rate	Mean	STD	Median
2/3 (66.67%)	5.00	0.00	5.00

2 - Course Management

My instructor gives appropriate / timely feedback on my performance.

Response Option	Weight	Frequency	Percent	Percent Responses	Means
Stronly Disagree	(1)	0	0.00%		5.00
Disagree	(2)	0	0.00%		
Neither	(3)	0	0.00%		
Agree	(4)	0	0.00%		
Strongly Agree	(5)	2	100.00%		
				0 25 50 100	Course

Response Rate	Mean	STD	Median
2/3 (66.67%)	5.00	0.00	5.00

3 - Course - Overall

Overall, I rate this course as:

Response Option	Weight	Frequency	Percent	Percent Responses	Means
Very Poor	(1)	0	0.00%		4.50
Poor	(2)	0	0.00%		
Fair	(3)	0	0.00%		
Good	(4)	1	50.00%		
Excellent	(5)	1	50.00%		
				0 25 50 100	Course

Response Rate	Mean	STD	Median
2/3 (66.67%)	4.50	0.71	4.50

4 - Instructor - Overall

Overall, I rate this instructor as:

Response Option	Weight	Frequency	Percent	Percent Responses	Means
Very Poor	(1)	0	0.00%		5.00
Poor	(2)	0	0.00%		
Fair	(3)	0	0.00%		
Good	(4)	0	0.00%		
Excellent	(5)	2	100.00%		
				0 25 50 100	Course

Response Rate	Mean	STD	Median
2/3 (66.67%)	5.00	0.00	5.00

Claremont Lincoln University
APR18 End-of-Course Student Evaluations

Course: MLE5305ShadowSides: Power,MoneyandMeaning: MLE 5305 Shadow Sides: Power, Money and Meaning (18-Apr)-MEL 5307 Shadow Sides: Power, Money and Meaning (18- - See More on Last Page

Response Rate: 2/3 (66.67 %)

5 - Additional comments about this instructor:

Response Rate	1/3 (33.33%)

• I really enjoyed this course,as taught by this instructor She is particularly well suited to teaching this curriculum and does so in an enthusiastic, sincere, compassionate and interesting manner. She is an engaging teacher and I was impressed with her willingness to be so generous with her time.

6 - Learning Objectives: As a result of this course, I am able to:

1. Identify and analyze how money, meaning, and power is regarded broadly and used by organizations.

Response Option	Weight	Frequency	Percent	Percent Responses	Means
Strongly Disagree	(1)	0	0.00%		5.00
Disagree	(2)	0	0.00%		
Neither	(3)	0	0.00%		
Agree	(4)	0	0.00%		
Strongly Agree	(5)	2	100.00%		
				0 25 50 100	Course

Response Rate	Mean	STD	Median
2/3 (66.67%)	5.00	0.00	5.00

6 - Learning Objectives: As a result of this course, I am able to:

2. Assess leadership's ability to affect environmental, political, cultural, and economic issues relevant to money, meaning, and power.

Response Option	Weight	Frequency	Percent	Percent Responses	Means
Strongly Disagree	(1)	0	0.00%		5.00
Disagree	(2)	0	0.00%		
Neither	(3)	0	0.00%		
Agree	(4)	0	0.00%		
Strongly Agree	(5)	2	100.00%		
				0 25 50 100	Course

Response Rate	Mean	STD	Median
2/3 (66.67%)	5.00	0.00	5.00

6 - Learning Objectives: As a result of this course, I am able to:

3. Critically evaluate unethical and toxic uses of power by those in positions of leadership.

Response Option	Weight	Frequency	Percent	Percent Responses	Means
Strongly Disagree	(1)	0	0.00%		5.00
Disagree	(2)	0	0.00%		
Neither	(3)	0	0.00%		
Agree	(4)	0	0.00%		
Strongly Agree	(5)	2	100.00%		
				0 25 50 100	Course

Response Rate	Mean	STD	Median
2/3 (66.67%)	5.00	0.00	5.00

Claremont Lincoln University
APR18 End-of-Course Student Evaluations

Course: MLE5305ShadowSides: Power,MoneyandMeaning: MLE 5305 Shadow Sides: Power, Money and Meaning (18-Apr)-MEL 5307 Shadow Sides: Power, Money and Meaning (18- - See More on Last Page

Response Rate: 2/3 (66.67 %)

6 - Learning Objectives: As a result of this course, I am able to:

4. Evaluate current practices in the areas of social entrepreneurship, social business, and corporate social responsibility

Response Option	Weight	Frequency	Percent	Percent Responses	Means
Strongly Disagree	(1)	0	0.00%		4.50
Disagree	(2)	0	0.00%		
Neither	(3)	0	0.00%		
Agree	(4)	1	50.00%		
Strongly Agree	(5)	1	50.00%		
				0 25 50 100	Course

Response Rate	Mean	STD	Median
2/3 (66.67%)	4.50	0.71	4.50

6 - Learning Objectives: As a result of this course, I am able to:

5. Build the interests and gain the skills needed to strategically plan and lead projects for ethical, sustainable ends.

Response Option	Weight	Frequency	Percent	Percent Responses	Means
Strongly Disagree	(1)	0	0.00%		4.50
Disagree	(2)	0	0.00%		
Neither	(3)	0	0.00%		
Agree	(4)	1	50.00%		
Strongly Agree	(5)	1	50.00%		
				0 25 50 100	Course

Response Rate	Mean	STD	Median
2/3 (66.67%)	4.50	0.71	4.50

7 - Additional Comments:

Response Rate	0/3 (0%)

Course Info

MLE5305ShadowSides: Power,MoneyandMeaning: MLE 5305 Shadow Sides: Power, Money and Meaning (18-Apr)-MEL 5307 Shadow Sides: Power, Money and Meaning (18-Apr)

Course Teaching Evaluations

Institution: UNIVERSITY OF MINNESOTA DULUTH

Course Number: CUE1001
Course Title: Culture Industry and the Creative Economy

Term: Spring 2018
Division: CULTURAL ENTREPRENEURSHIP
Level: UNDERGRADUATE
Format: IN-PERSON

Condensed Item Analysis Report

Course Call # 887

Filter Raible,Stephanie Elizabeth CUE1001-2-S2018

Filter: Call # = Raible,Stephanie Elizabeth CUE1001-2-S2018

The instructor used appropriate and effective instructional methods

Response	Frequency	Percent	Mean: 5.47
1	0	0.00	
2	1	2.94	
3	0	0.00	
4	3	8.82	
5	8	23.53	
6	22	64.71	

The instructor's teaching style motivated me to learn

Response	Frequency	Percent	Mean: 5.41
1	0	0.00	
2	0	0.00	
3	3	8.82	
4	3	8.82	
5	5	14.71	
6	23	67.65	

The instructor used class time well

Response	Frequency	Percent	Mean: 5.38
1	1	2.94	
2	0	0.00	
3	1	2.94	
4	2	5.88	
5	9	26.47	
6	21	61.76	

The instructor clearly articulated expectations for this course

Response	Frequency	Percent	Mean: 5.32
1	0	0.00	
2	1	2.94	
3	2	5.88	
4	4	11.76	
5	5	14.71	
6	22	64.71	

The instructor provided regular and helpful assessment of my progress in the class

Response	Frequency	Percent	Mean: 5.26
1	1	2.94	
2	0	0.00	
3	2	5.88	
4	4	11.76	
5	6	17.65	
6	21	61.76	

The course assignments, exams, and projects were a good measure of my learning

Response	Frequency	Percent	Mean: 5.21
1	1	2.94	
2	0	0.00	
3	2	5.88	
4	5	14.71	
5	6	17.65	
6	20	58.82	

The instructor created an open, respectful environment that supported my learning

Response	Frequency	Percent	Mean: 5.50
1	0	0.00	
2	1	2.94	
3	1	2.94	
4	2	5.88	
5	6	17.65	
6	24	70.59	

The instructor was available at designated times outside of class

Response	Frequency	Percent	Mean: 5.42
1	1	2.94	
2	0	0.00	
3	0	0.00	
4	3	8.82	
5	8	23.53	
6	21	61.76	
No Response	1	2.94	

I felt comfortable asking questons in class and/or for help outside of class

Response	Frequency	Percent	Mean: 5.42
1	0	0.00	
2	0	0.00	
3	2	5.88	
4	2	5.88	
5	9	26.47	
6	20	58.82	
No Response	1	2.94	

The instructor was organized

Response	Frequency	Percent	Mean: 5.52
1	0	0.00	
2	1	2.94	
3	0	0.00	
4	3	8.82	
5	6	17.65	
6	23	67.65	
No Response	1	2.94	

The instructor graded my work in a timely way

Response	Frequency	Percent	Mean: 5.29
1	2	5.88	
2	0	0.00	
3	0	0.00	
4	5	14.71	
5	4	11.76	
6	23	67.65	

The text(s) and/or other required materials were a necessary part of the course

Response	Frequency	Percent	Mean: 4.97
1	3	8.82	
2	1	2.94	
3	1	2.94	
4	4	11.76	
5	5	14.71	
6	20	58.82	

I would recomment this instructor to a fellow student

Response	Frequency	Percent	Mean: 5.47
1	1	2.94	
2	0	0.00	
3	1	2.94	
4	3	8.82	
5	4	11.76	
6	25	73.53	

Overall, I learned a lot in this course

Response	Frequency	Percent	Mean: 5.29
1	1	2.94	
2	0	0.00	
3	1	2.94	
4	6	17.65	
5	4	11.76	
6	22	64.71	

Item Statistics Report

Course Call # 887

Filter Raible,Stephanie Elizabeth CUE1001-2-S2018

Filter: Call # = Raible,Stephanie Elizabeth CUE1001-2-S2018

Question			Summary Statistics				Descriptive Statistics				Percentiles			
Item	Sample Size	Excluded	Mean	Variance	Std. Dev.	Std. Error	Skewness	Kurtosis	T Value	Mean Abs. Dev.	Percentile 25%	Median	Percentile 75%	Inter Quart. Rng.
The instructor used appropriate and effective instructional methods	34	0	5.47	0.80	0.90	0.15	-2.19	5.82	35.62	0.69	5	6.00	6	1
The instructor's teaching style motivated me to learn	34	0	5.41	0.98	0.99	0.17	-1.54	1.14	31.93	0.80	5	6.00	6	1
The instructor used class time well	34	0	5.38	1.15	1.07	0.18	-2.56	7.97	29.24	0.76	5	6.00	6	1
The instructor clearly articulated expectations for this course	34	0	5.32	1.20	1.09	0.19	-1.59	1.73	28.39	0.88	5	6.00	6	1
The instructor provided regular and helpful assessment of my progress in the class	34	0	5.26	1.41	1.19	0.20	-1.93	3.99	25.83	0.91	5	6.00	6	1
The course assignments, exams, and projects were a good measure of my learning	34	0	5.21	1.44	1.20	0.21	-1.76	3.34	25.29	0.93	5	6.00	6	1
The instructor created an open, respectful environment that supported my learning	34	0	5.50	0.92	0.96	0.16	-2.28	5.27	33.36	0.71	5	6.00	6	1
The instructor was available at designated times outside of class	33	1	5.42	1.06	1.03	0.18	-2.78	9.94	30.20	0.73	5	6.00	6	1
I felt comfortable asking questons in class and/or for help outside of class	33	1	5.42	0.75	0.87	0.15	-1.59	2.02	35.94	0.70	5	6.00	6	1
The instructor was organized	33	1	5.52	0.82	0.91	0.16	-2.33	6.24	34.99	0.68	5	6.00	6	1
The instructor graded my work in a timely way	34	0	5.29	1.73	1.31	0.23	-2.28	5.22	23.48	0.96	5	6.00	6	1

Question			Summary Statistics				Descriptive Statistics				Percentiles			
Item	Sample Size	Excluded	Mean	Variance	Std. Dev.	Std. Error	Skewness	Kurtosis	T Value	Mean Abs. Dev.	Percentile 25%	Median	Percentile 75%	Inter Quart. Rng.
The text(s) and/or other required materials were a necessary part of the course	34	0	4.97	2.57	1.60	0.28	-1.59	1.45	18.06	1.22	4	6.00	6	2
I would recomment this instructor to a fellow student	34	0	5.47	1.23	1.11	0.19	-2.62	7.65	28.80	0.78	5	6.00	6	1
Overall, I learned a lot in this course	34	0	5.29	1.37	1.17	0.20	-1.95	4.31	26.42	0.91	5	6.00	6	1

F. Please provide a brief statement in response to the following two questions:

15. What does your instructor do especially well?

Teach Subject + make Class interesting and engaging

16. What could the instructor do to improve his/her teaching?

Nothing! I really liked this course. It made me think about businesses, cultures, entrepreneurship differently!

G. (Optional) Additional items added by Instructor:

F. Please provide a brief statement in response to the following two questions:

15. What does your instructor do especially well?

Mix up how she delivers content, appealing to different learners.

16. What could the instructor do to improve his/her teaching?

N/A

G. (Optional) Additional items added by Instructor:

F. Please provide a brief statement in response to the following two questions:

15. What does your instructor do especially well?

She laid out her class Requirements very clearly

16. What could the instructor do to improve his/her teaching?

Nothing

G. (Optional) Additional items added by Instructor:

F. Please provide a brief statement in response to the following two questions:

15. What does your instructor do especially well?

Class involvement

16. What could the instructor do to improve his/her teaching?

She rocks at teaching, no complaints.

G. (Optional) Additional items added by Instructor:

F. Please provide a brief statement in response to the following two questions:

15. What does your instructor do especially well?

Phenomenal Job, always kept things lighthearted and fun

16. What could the instructor do to improve his/her teaching?

G. (Optional) Additional items added by Instructor:

F. Please provide a brief statement in response to the following two questions:

15. What does your instructor do especially well?

make me excited to learn

16. What could the instructor do to improve his/her teaching?

nothing off top of head

G. (Optional) Additional items added by Instructor:

F. Please provide a brief statement in response to the following two questions:

15. What does your instructor do especially well?

Knows the material and gives good examples

16. What could the instructor do to improve his/her teaching?

explain the papers and projects better up front

G. (Optional) Additional items added by Instructor:

F. Please provide a brief statement in response to the following two questions:

15. What does your instructor do especially well?

You were my favorite Prof and you did everything well

16. What could the instructor do to improve his/her teaching?

N/A

G. (Optional) Additional items added by Instructor:

F. Please provide a brief statement in response to the following two questions:

15. What does your instructor do especially well?

she loved what she taught and it showed

16. What could the instructor do to improve his/her teaching?

G. (Optional) Additional items added by Instructor:

F. Please provide a brief statement in response to the following two questions:

15. What does your instructor do especially well?

Everything. She was Great

16. What could the instructor do to improve his/her teaching?

Nothing.

G. (Optional) Additional items added by Instructor:

F. Please provide a brief statement in response to the following two questions:

15. What does your instructor do especially well?

- wonderful teacher
- worked well with students
- opened our mind to new opportunities

16. What could the instructor do to improve his/her teaching?

Nothing...

G. (Optional) Additional items added by Instructor:

F. Please provide a brief statement in response to the following two questions:

15. What does your instructor do especially well?

Very nice and good at explaining

16. What could the instructor do to improve his/her teaching?

G. (Optional) Additional items added by Instructor:

F. Please provide a brief statement in response to the following two questions:

15. What does your instructor do especially well?

Very happy.

16. What could the instructor do to improve his/her teaching?

ehh Idy Yolo

G. (Optional) Additional items added by Instructor:

F. Please provide a brief statement in response to the following two questions:

15. What does your instructor do especially well?

very understanding, makes you want to learn

16. What could the instructor do to improve his/her teaching?

more assignments that aren't papers

G. (Optional) Additional items added by Instructor:

F. Please provide a brief statement in response to the following two questions:

15. What does your instructor do especially well?

Very nice + understanding on everything.

16. What could the instructor do to improve his/her teaching?

Maybe go into more detail on topics mentioned at beginning of semester.

G. (Optional) Additional items added by Instructor:

F. Please provide a brief statement in response to the following two questions:

15. What does your instructor do especially well?

She's respectful + wants us to learn.

16. What could the instructor do to improve his/her teaching?

Be more specific with guidelines

G. (Optional) Additional items added by Instructor:

F. Please provide a brief statement in response to the following two questions:

15. What does your instructor do especially well?

Professor Raible is super cool + makes boring topics interesting!

16. What could the instructor do to improve his/her teaching?

G. (Optional) Additional items added by Instructor:

F. Please provide a brief statement in response to the following two questions:

15. What does your instructor do especially well?

She cares about her students.
respects everyone

16. What could the instructor do to improve his/her teaching?

More interesting
slideshows

G. (Optional) Additional items added by Instructor:

F. Please provide a brief statement in response to the following two questions:

15. What does your instructor do especially well?

Everything

16. What could the instructor do to improve his/her teaching?

Nothing

G. (Optional) Additional items added by Instructor:

F. Please provide a brief statement in response to the following two questions:

15. What does your instructor do especially well?

She is nice

16. What could the instructor do to improve his/her teaching?

Nothing

G. (Optional) Additional items added by Instructor:

F. Please provide a brief statement in response to the following two questions:

15. What does your instructor do especially well?

She really wants us to know the material, not just to take an exam.

16. What could the instructor do to improve his/her teaching?

G. (Optional) Additional items added by Instructor:

F. Please provide a brief statement in response to the following two questions:

15. What does your instructor do especially well?

I liked her Quirky teaching Style

16. What could the instructor do to improve his/her teaching?

less In class videos

G. (Optional) Additional items added by Instructor:

F. Please provide a brief statement in response to the following two questions:

15. What does your instructor do especially well?

Organization!

16. What could the instructor do to improve his/her teaching?

Nothing, best Professor ever!

G. (Optional) Additional items added by Instructor:

F. Please provide a brief statement in response to the following two questions:

15. What does your instructor do especially well?

16. What could the instructor do to improve his/her teaching?

lecture was not engaging

Project & Paper expectations were not clear

G. (Optional) Additional items added by Instructor:

F. Please provide a brief statement in response to the following two questions:

15. What does your instructor do especially well?

16. What could the instructor do to improve his/her teaching?

G. (Optional) Additional items added by Instructor:

F. Please provide a brief statement in response to the following two questions:

15. What does your instructor do especially well?

16. What could the instructor do to improve his/her teaching?

G. (Optional) Additional items added by Instructor:

F. Please provide a brief statement in response to the following two questions:

15. What does your instructor do especially well?

16. What could the instructor do to improve his/her teaching?

G. (Optional) Additional items added by Instructor:

F. Please provide a brief statement in response to the following two questions:

15. What does your instructor do especially well?

16. What could the instructor do to improve his/her teaching?

G. (Optional) Additional items added by Instructor:

F. Please provide a brief statement in response to the following two questions:

15. What does your instructor do especially well?

16. What could the instructor do to improve his/her teaching?

G. (Optional) Additional items added by Instructor:

F. Please provide a brief statement in response to the following two questions:

15. What does your instructor do especially well?

16. What could the instructor do to improve his/her teaching?

G. (Optional) Additional items added by Instructor:

F. Please provide a brief statement in response to the following two questions:

15. What does your instructor do especially well?

16. What could the instructor do to improve his/her teaching?

G. (Optional) Additional items added by Instructor:

F. Please provide a brief statement in response to the following two questions:

15. What does your instructor do especially well?

16. What could the instructor do to improve his/her teaching?

G. (Optional) Additional items added by Instructor:

F. Please provide a brief statement in response to the following two questions:

15. What does your instructor do especially well?

16. What could the instructor do to improve his/her teaching?

G. (Optional) Additional items added by Instructor:

F. Please provide a brief statement in response to the following two questions:

15. What does your instructor do especially well?

16. What could the instructor do to improve his/her teaching?

G. (Optional) Additional items added by Instructor:

Course Teaching Evaluations

Institution: UNIVERSITY OF MINNESOTA DULUTH

Course Number: CUE1111
Course Title: Creative Problem Solving

Term: Spring 2018
Division: CULTURAL ENTREPRENEURSHIP
Level: UNDERGRADUATE
Format: IN-PERSON

Condensed Item Analysis Report

Course Call # 888

Filter Raible,Stephanie Elizabeth CUE1111-1-S2018

Filter: Call # = Raible,Stephanie Elizabeth CUE1111-1-S2018

The instructor used appropriate and effective instructional methods

Response	Frequency	Percent	Mean: 5.11
1	0	0.00	
2	0	0.00	
3	0	0.00	
4	2	22.22	
5	4	44.44	
6	3	33.33	

The instructor's teaching style motivated me to learn

Response	Frequency	Percent	Mean: 4.78
1	0	0.00	
2	0	0.00	
3	1	11.11	
4	2	22.22	
5	4	44.44	
6	2	22.22	

The instructor used class time well

Response	Frequency	Percent	Mean: 5.22
1	0	0.00	
2	0	0.00	
3	0	0.00	
4	2	22.22	
5	3	33.33	
6	4	44.44	

The instructor clearly articulated expectations for this course

Response	Frequency	Percent	Mean: 5.22
1	0	0.00	
2	0	0.00	
3	1	11.11	
4	1	11.11	
5	2	22.22	
6	5	55.56	

The instructor provided regular and helpful assessment of my progress in the class

Response	Frequency	Percent	Mean: 5.11
1	0	0.00	
2	0	0.00	
3	0	0.00	
4	3	33.33	
5	2	22.22	
6	4	44.44	

The course assignments, exams, and projects were a good measure of my learning

Response	Frequency	Percent	Mean: 4.89
1	0	0.00	
2	1	11.11	
3	0	0.00	
4	1	11.11	
5	4	44.44	
6	3	33.33	

The instructor created an open, respectful environment that supported my learning

Response	Frequency	Percent	Mean: 5.33
1	0	0.00	
2	0	0.00	
3	0	0.00	
4	2	22.22	
5	2	22.22	
6	5	55.56	

The instructor was available at designated times outside of class

Response	Frequency	Percent	Mean: 5.00
1	0	0.00	
2	0	0.00	
3	0	0.00	
4	2	22.22	
5	5	55.56	
6	2	22.22	

I felt comfortable asking questons in class and/or for help outside of class

Response	Frequency	Percent	Mean: 5.44
1	0	0.00	
2	0	0.00	
3	0	0.00	
4	2	22.22	
5	1	11.11	
6	6	66.67	

The instructor was organized

Response	Frequency	Percent	Mean: 5.11
1	0	0.00	
2	0	0.00	
3	0	0.00	
4	3	33.33	
5	2	22.22	
6	4	44.44	

The instructor graded my work in a timely way

Response	Frequency	Percent	Mean: 5.00
1	0	0.00	
2	0	0.00	
3	0	0.00	
4	3	33.33	
5	3	33.33	
6	3	33.33	

The text(s) and/or other required materials were a necessary part of the course

Response	Frequency	Percent	Mean: 4.78
1	0	0.00	
2	1	11.11	
3	0	0.00	
4	3	33.33	
5	1	11.11	
6	4	44.44	

I would recomment this instructor to a fellow student

Response	Frequency	Percent	Mean: 5.33
1	0	0.00	
2	0	0.00	
3	0	0.00	
4	1	11.11	
5	4	44.44	
6	4	44.44	

Overall, I learned a lot in this course

Response	Frequency	Percent	Mean: 5.00
1	0	0.00	
2	1	11.11	
3	0	0.00	
4	1	11.11	
5	3	33.33	
6	4	44.44	

Item Statistics Report

Course Call # 888

Filter Raible,Stephanie Elizabeth CUE1111-1-S2018

Filter: Call # = Raible,Stephanie Elizabeth CUE1111-1-S2018

Question			Summary Statistics				Descriptive Statistics				Percentiles			
Item	Sample Size	Excluded	Mean	Variance	Std. Dev.	Std. Error	Skewness	Kurtosis	T Value	Mean Abs. Dev.	Percentile 25%	Median	Percentile 75%	Inter Quart. Rng.
The instructor used appropriate and effective instructional methods	9	0	5.11	0.61	0.78	0.26	-0.22	-1.04	19.61	0.59	4.5	5.00	6	1.5
The instructor's teaching style motivated me to learn	9	0	4.78	0.94	0.97	0.32	-0.50	-0.01	14.75	0.74	4	5.00	5.5	1.5
The instructor used class time well	9	0	5.22	0.69	0.83	0.28	-0.50	-1.28	18.80	0.69	4.5	5.00	6	1.5
The instructor clearly articulated expectations for this course	9	0	5.22	1.19	1.09	0.36	-1.29	0.77	14.33	0.86	4.5	6.00	6	1.5
The instructor provided regular and helpful assessment of my progress in the class	9	0	5.11	0.86	0.93	0.31	-0.26	-2.02	16.52	0.79	4	5.00	6	2
The course assignments, exams, and projects were a good measure of my learning	9	0	4.89	1.61	1.27	0.42	-1.63	3.15	11.55	0.84	4.5	5.00	6	1.5
The instructor created an open, respectful environment that supported my learning	9	0	5.33	0.75	0.87	0.29	-0.82	-1.08	18.48	0.74	4.5	6.00	6	1.5
The instructor was available at designated times outside of class	9	0	5.00	0.50	0.71	0.24	0.00	-0.29	21.21	0.44	4.5	5.00	5.5	1
I felt comfortable asking questons in class and/or for help outside of class	9	0	5.44	0.78	0.88	0.29	-1.19	-0.45	18.52	0.74	4.5	6.00	6	1.5
The instructor was organized	9	0	5.11	0.86	0.93	0.31	-0.26	-2.02	16.52	0.79	4	5.00	6	2
The instructor graded my work in a timely way	9	0	5.00	0.75	0.87	0.29	0.00	-1.71	17.32	0.67	4	5.00	6	2

Question			Summary Statistics				Descriptive Statistics				Percentiles			
Item	Sample Size	Excluded	Mean	Variance	Std. Dev.	Std. Error	Skewness	Kurtosis	T Value	Mean Abs. Dev.	Percentile 25%	Median	Percentile 75%	Inter Quart. Rng.
The text(s) and/or other required materials were a necessary part of the course	9	0	4.78	1.94	1.39	0.46	-0.92	0.36	10.28	1.14	4	5.00	6	2
I would recomment this instructor to a fellow student	9	0	5.33	0.50	0.71	0.24	-0.61	-0.29	22.63	0.59	5	5.00	6	1
Overall, I learned a lot in this course	9	0	5.00	1.75	1.32	0.44	-1.67	2.95	11.34	0.89	4.5	5.00	6	1.5

F. Please provide a brief statement in response to the following two questions:

15. What does your instructor do especially well?

She makes it relatable + interesting for different types of learners.

16. What could the instructor do to improve his/her teaching?

Maybe poke us with a stick if we are not charging up our problem solving strategies - point out the pros and cons a little more while we are doing it.

G. (Optional) Additional items added by Instructor:

F. Please provide a brief statement in response to the following two questions:

15. What does your instructor do especially well?

She created an open class environment that allowed us to explore our creativity while learning.

16. What could the instructor do to improve his/her teaching?

We could have gone over more material that the textbook presented.

G. (Optional) Additional items added by Instructor:

F. Please provide a brief statement in response to the following two questions:

15. What does your instructor do especially well?

Creates an open environment that facilitates learning

16. What could the instructor do to improve his/her teaching?

Don't encourage students to pick on others by isolating in on their acidic and venomous jokes

G. (Optional) Additional items added by Instructor:

F. Please provide a brief statement in response to the following two questions:

15. What does your instructor do especially well?

- Made this class fun
- learned a lot about how a team works
- creativity

16. What could the instructor do to improve his/her teaching?

- More activities

G. (Optional) Additional items added by Instructor:

F. Please provide a brief statement in response to the following two questions:

15. What does your instructor do especially well?

Makes a subject interesting, & engages all of us.

16. What could the instructor do to improve his/her teaching?

More of a Plan

G. (Optional) Additional items added by Instructor:

Loved this class

F. Please provide a brief statement in response to the following two questions:

15. What does your instructor do especially well?

Good environment friendly

16. What could the instructor do to improve his/her teaching?

N/A was fine to me

G. (Optional) Additional items added by Instructor:

F. Please provide a brief statement in response to the following two questions:

15. What does your instructor do especially well?

I loved how passionate and personal she is while teaching, can tell she loves her job.

16. What could the instructor do to improve his/her teaching?

none.

G. (Optional) Additional items added by Instructor:

F. Please provide a brief statement in response to the following two questions:

15. What does your instructor do especially well?

very personable and helpful in one on one situations

16. What could the instructor do to improve his/her teaching?

not let the class take advantage of "fun" time

G. (Optional) Additional items added by Instructor:

F. Please provide a brief statement in response to the following two questions:

15. What does your instructor do especially well?

16. What could the instructor do to improve his/her teaching?

G. (Optional) Additional items added by Instructor:

Course Teaching Evaluations

Institution: UNIVERSITY OF MINNESOTA DULUTH

Course Number: CUE4002/5002
Course Title: Managing Cultural Organizations

Term: Spring 2018
Division: CULTURAL ENTREPRENEURSHIP
Level: UNDERGRADUATE & GRADUATE
Format: IN-PERSON

Condensed Item Analysis Report

Course Call # 891

Filter Raible,Stephanie Elizabeth CUE4002-1-S2018

Filter: Call # = Raible,Stephanie Elizabeth CUE4002-1-S2018

The instructor used appropriate and effective instructional methods

Response	Frequency	Percent	Mean: 5.83
1	0	0.00	
2	0	0.00	
3	0	0.00	
4	0	0.00	
5	1	16.67	
6	5	83.33	

The instructor's teaching style motivated me to learn

Response	Frequency	Percent	Mean: 5.83
1	0	0.00	
2	0	0.00	
3	0	0.00	
4	0	0.00	
5	1	16.67	
6	5	83.33	

The instructor used class time well

Response	Frequency	Percent	Mean: 5.83
1	0	0.00	
2	0	0.00	
3	0	0.00	
4	0	0.00	
5	1	16.67	
6	5	83.33	

The instructor clearly articulated expectations for this course

Response	Frequency	Percent	Mean: 5.67
1	0	0.00	
2	0	0.00	
3	0	0.00	
4	0	0.00	
5	2	33.33	
6	4	66.67	

The instructor provided regular and helpful assessment of my progress in the class

Response	Frequency	Percent	Mean: 5.50
1	0	0.00	
2	0	0.00	
3	0	0.00	
4	1	16.67	
5	1	16.67	
6	4	66.67	

The course assignments, exams, and projects were a good measure of my learning

Response	Frequency	Percent	Mean: 5.67
1	0	0.00	
2	0	0.00	
3	0	0.00	
4	1	16.67	
5	0	0.00	
6	5	83.33	

The instructor created an open, respectful environment that supported my learning

Response	Frequency	Percent	Mean: 5.83
1	0	0.00	
2	0	0.00	
3	0	0.00	
4	0	0.00	
5	1	16.67	
6	5	83.33	

The instructor was available at designated times outside of class

Response	Frequency	Percent	Mean: 5.50
1	0	0.00	
2	0	0.00	
3	0	0.00	
4	1	16.67	
5	1	16.67	
6	4	66.67	

I felt comfortable asking questons in class and/or for help outside of class

Response	Frequency	Percent	Mean: 5.67
1	0	0.00	
2	0	0.00	
3	0	0.00	
4	1	16.67	
5	0	0.00	
6	5	83.33	

The instructor was organized

Response	Frequency	Percent	Mean: 5.83
1	0	0.00	
2	0	0.00	
3	0	0.00	
4	0	0.00	
5	1	16.67	
6	5	83.33	

The instructor graded my work in a timely way

Response	Frequency	Percent	Mean: 5.67
1	0	0.00	
2	0	0.00	
3	0	0.00	
4	1	16.67	
5	0	0.00	
6	5	83.33	

The text(s) and/or other required materials were a necessary part of the course

Response	Frequency	Percent	Mean: 5.83
1	0	0.00	
2	0	0.00	
3	0	0.00	
4	0	0.00	
5	1	16.67	
6	5	83.33	

I would recomment this instructor to a fellow student

Response	Frequency	Percent	Mean: 5.83
1	0	0.00	
2	0	0.00	
3	0	0.00	
4	0	0.00	
5	1	16.67	
6	5	83.33	

Overall, I learned a lot in this course

Response	Frequency	Percent	Mean: 5.83
1	0	0.00	
2	0	0.00	
3	0	0.00	
4	0	0.00	
5	1	16.67	
6	5	83.33	

Item Statistics Report

Course Call # 891

Filter Raible,Stephanie Elizabeth CUE4002-1-S2018

Filter: Call # = Raible,Stephanie Elizabeth CUE4002-1-S2018

Question			Summary Statistics				Descriptive Statistics				Percentiles			
Item	Sample Size	Excluded	Mean	Variance	Std. Dev.	Std. Error	Skewness	Kurtosis	T Value	Mean Abs. Dev.	Percentile 25%	Median	Percentile 75%	Inter Quart. Rng.
The instructor used appropriate and effective instructional methods	6	0	5.83	0.17	0.41	0.17	-2.45	6.00	35.00	0.28	6	6.00	6	0
The instructor's teaching style motivated me to learn	6	0	5.83	0.17	0.41	0.17	-2.45	6.00	35.00	0.28	6	6.00	6	0
The instructor used class time well	6	0	5.83	0.17	0.41	0.17	-2.45	6.00	35.00	0.28	6	6.00	6	0
The instructor clearly articulated expectations for this course	6	0	5.67	0.27	0.52	0.21	-0.97	-1.88	26.88	0.44	5	6.00	6	1
The instructor provided regular and helpful assessment of my progress in the class	6	0	5.50	0.70	0.84	0.34	-1.54	1.43	16.10	0.67	5	6.00	6	1
The course assignments, exams, and projects were a good measure of my learning	6	0	5.67	0.67	0.82	0.33	-2.45	6.00	17.00	0.56	6	6.00	6	0
The instructor created an open, respectful environment that supported my learning	6	0	5.83	0.17	0.41	0.17	-2.45	6.00	35.00	0.28	6	6.00	6	0
The instructor was available at designated times outside of class	6	0	5.50	0.70	0.84	0.34	-1.54	1.43	16.10	0.67	5	6.00	6	1
I felt comfortable asking questons in class and/or for help outside of class	6	0	5.67	0.67	0.82	0.33	-2.45	6.00	17.00	0.56	6	6.00	6	0
The instructor was organized	6	0	5.83	0.17	0.41	0.17	-2.45	6.00	35.00	0.28	6	6.00	6	0
The instructor graded my work in a timely way	6	0	5.67	0.67	0.82	0.33	-2.45	6.00	17.00	0.56	6	6.00	6	0

Condensed Item Analysis Report

Course Call # 892

Filter Raible,Stephanie Elizabeth CUE5002-1-S2018

Filter: Call # = Raible,Stephanie Elizabeth CUE5002-1-S2018

The instructor used appropriate and effective instructional methods

Response	Frequency	Percent	Mean: 6.00
1	0	0.00	
2	0	0.00	
3	0	0.00	
4	0	0.00	
5	0	0.00	
6	5	100.00	

The instructor's teaching style motivated me to learn

Response	Frequency	Percent	Mean: 5.80
1	0	0.00	
2	0	0.00	
3	0	0.00	
4	0	0.00	
5	1	20.00	
6	4	80.00	

The instructor used class time well

Response	Frequency	Percent	Mean: 5.80
1	0	0.00	
2	0	0.00	
3	0	0.00	
4	0	0.00	
5	1	20.00	
6	4	80.00	

The instructor clearly articulated expectations for this course

Response	Frequency	Percent	Mean: 5.80
1	0	0.00	
2	0	0.00	
3	0	0.00	
4	0	0.00	
5	1	20.00	
6	4	80.00	

The instructor provided regular and helpful assessment of my progress in the class

Response	Frequency	Percent	Mean: 6.00
1	0	0.00	
2	0	0.00	
3	0	0.00	
4	0	0.00	
5	0	0.00	
6	5	100.00	

The course assignments, exams, and projects were a good measure of my learning

Response	Frequency	Percent	Mean: 6.00
1	0	0.00	
2	0	0.00	
3	0	0.00	
4	0	0.00	
5	0	0.00	
6	5	100.00	

The instructor created an open, respectful environment that supported my learning

Response	Frequency	Percent	Mean: 6.00
1	0	0.00	
2	0	0.00	
3	0	0.00	
4	0	0.00	
5	0	0.00	
6	5	100.00	

The instructor was available at designated times outside of class

Response	Frequency	Percent	Mean: 6.00
1	0	0.00	
2	0	0.00	
3	0	0.00	
4	0	0.00	
5	0	0.00	
6	4	80.00	
No Response	1	20.00	

I felt comfortable asking questons in class and/or for help outside of class

Response	Frequency	Percent	Mean: 6.00
1	0	0.00	
2	0	0.00	
3	0	0.00	
4	0	0.00	
5	0	0.00	
6	5	100.00	

The instructor was organized

Response	Frequency	Percent	Mean: 6.00
1	0	0.00	
2	0	0.00	
3	0	0.00	
4	0	0.00	
5	0	0.00	
6	5	100.00	

The instructor graded my work in a timely way

Response	Frequency	Percent	Mean: 5.80
1	0	0.00	
2	0	0.00	
3	0	0.00	
4	0	0.00	
5	1	20.00	
6	4	80.00	

The text(s) and/or other required materials were a necessary part of the course

Response	Frequency	Percent	Mean: 6.00
1	0	0.00	
2	0	0.00	
3	0	0.00	
4	0	0.00	
5	0	0.00	
6	5	100.00	

I would recomment this instructor to a fellow student

Response	Frequency	Percent	Mean: 6.00
1	0	0.00	
2	0	0.00	
3	0	0.00	
4	0	0.00	
5	0	0.00	
6	5	100.00	

Overall, I learned a lot in this course

Response	Frequency	Percent	Mean: 6.00
1	0	0.00	
2	0	0.00	
3	0	0.00	
4	0	0.00	
5	0	0.00	
6	5	100.00	

Item Statistics Report

Course Call # 892

Filter Raible,Stephanie Elizabeth CUE5002-1-S2018

Filter: Call # = Raible,Stephanie Elizabeth CUE5002-1-S2018

Question			Summary Statistics				Descriptive Statistics				Percentiles			
Item	Sample Size	Excluded	Mean	Variance	Std. Dev.	Std. Error	Skewness	Kurtosis	T Value	Mean Abs. Dev.	Percentile 25%	Median	Percentile 75%	Inter Quart. Rng.
The instructor used appropriate and effective instructional methods	5	0	6.00	0.00	0.00	0.00	-	-	-	0.00	6	6.00	6	0
The instructor's teaching style motivated me to learn	5	0	5.80	0.20	0.45	0.20	-2.24	5.00	29.00	0.32	5.5	6.00	6	0.5
The instructor used class time well	5	0	5.80	0.20	0.45	0.20	-2.24	5.00	29.00	0.32	5.5	6.00	6	0.5
The instructor clearly articulated expectations for this course	5	0	5.80	0.20	0.45	0.20	-2.24	5.00	29.00	0.32	5.5	6.00	6	0.5
The instructor provided regular and helpful assessment of my progress in the class	5	0	6.00	0.00	0.00	0.00	-	-	-	0.00	6	6.00	6	0
The course assignments, exams, and projects were a good measure of my learning	5	0	6.00	0.00	0.00	0.00	-	-	-	0.00	6	6.00	6	0
The instructor created an open, respectful environment that supported my learning	5	0	6.00	0.00	0.00	0.00	-	-	-	0.00	6	6.00	6	0
The instructor was available at designated times outside of class	4	1	6.00	0.00	0.00	0.00	-	-	-	0.00	6	6.00	6	0
I felt comfortable asking questons in class and/or for help outside of class	5	0	6.00	0.00	0.00	0.00	-	-	-	0.00	6	6.00	6	0
The instructor was organized	5	0	6.00	0.00	0.00	0.00	-	-	-	0.00	6	6.00	6	0
The instructor graded my work in a timely way	5	0	5.80	0.20	0.45	0.20	-2.24	5.00	29.00	0.32	5.5	6.00	6	0.5

Question			Summary Statistics				Descriptive Statistics				Percentiles			
Item	Sample Size	Excluded	Mean	Variance	Std. Dev.	Std. Error	Skewness	Kurtosis	T Value	Mean Abs. Dev.	Percentile 25%	Median	Percentile 75%	Inter Quart. Rng.
The text(s) and/or other required materials were a necessary part of the course	5	0	6.00	0.00	0.00	0.00	-	-	-	0.00	6	6.00	6	0
I would recomment this instructor to a fellow student	5	0	6.00	0.00	0.00	0.00	-	-	-	0.00	6	6.00	6	0
Overall, I learned a lot in this course	5	0	6.00	0.00	0.00	0.00	-	-	-	0.00	6	6.00	6	0

Question			Summary Statistics				Descriptive Statistics				Percentiles			
Item	Sample Size	Excluded	Mean	Variance	Std. Dev.	Std. Error	Skewness	Kurtosis	T Value	Mean Abs. Dev.	Percentile 25%	Median	Percentile 75%	Inter Quart. Rng.
The text(s) and/or other required materials were a necessary part of the course	6	0	5.83	0.17	0.41	0.17	-2.45	6.00	35.00	0.28	6	6.00	6	0
I would recomment this instructor to a fellow student	6	0	5.83	0.17	0.41	0.17	-2.45	6.00	35.00	0.28	6	6.00	6	0
Overall, I learned a lot in this course	6	0	5.83	0.17	0.41	0.17	-2.45	6.00	35.00	0.28	6	6.00	6	0

F. Please provide a brief statement in response to the following two questions:

15. What does your instructor do especially well?

Very engaging, made it a very comfortable space

16. What could the instructor do to improve his/her teaching?

G. (Optional) Additional items added by Instructor:

F. Please provide a brief statement in response to the following two questions:

15. What does your instructor do especially well?

creates a great learning enviroment that uses a variety of forms to encurage learning and discussion. One of the best instructors I have had.

16. What could the instructor do to improve his/her teaching?

G. (Optional) Additional items added by Instructor:

F. Please provide a brief statement in response to the following two questions:

15. What does your instructor do especially well?

Being approachable and the best professor that I have had.

16. What could the instructor do to improve his/her teaching?

N/A besides using too many puns.

G. (Optional) Additional items added by Instructor:

F. Please provide a brief statement in response to the following two questions:

15. What does your instructor do especially well?

Reopens conversations and really loves to make amazing puns! She restates and topics well so we are all caught up + on topic!

16. What could the instructor do to improve his/her teaching?

NOTHING she fucking rules!!

G. (Optional) Additional items added by Instructor:

F. Please provide a brief statement in response to the following two questions:

15. What does your instructor do especially well?

Wonderful speaker! She does an amazing job of explaining + adds just the right touch of humor

16. What could the instructor do to improve his/her teaching?

Nothing. Loved her!

G. (Optional) Additional items added by Instructor:

F. Please provide a brief statement in response to the following two questions:

15. What does your instructor do especially well?

Uses different resources to keep things interesting.

16. What could the instructor do to improve his/her teaching?

N/A

G. (Optional) Additional items added by Instructor:

F. Please provide a brief statement in response to the following two questions:

15. What does your instructor do especially well?

She does very well at connecting with students and is the best teacher I have had so far!

16. What could the instructor do to improve his/her teaching?

Nothing! She is the Bomb!!

G. (Optional) Additional items added by Instructor:

F. Please provide a brief statement in response to the following two questions:

15. What does your instructor do especially well?

Very good teacher, helped me open up my mind to the creative & cultural industry.

16. What could the instructor do to improve his/her teaching?

More information and ideas about final research project but overall had the information needed to complete it.

G. (Optional) Additional items added by Instructor:

F. Please provide a brief statement in response to the following two questions:

15. What does your instructor do especially well?

She is very flexible, and a wonderful professor.

16. What could the instructor do to improve his/her teaching?

She is amazing, and no improvements needed.

G. (Optional) Additional items added by Instructor:

F. Please provide a brief statement in response to the following two questions:

15. What does your instructor do especially well?

16. What could the instructor do to improve his/her teaching?

G. (Optional) Additional items added by Instructor:

F. Please provide a brief statement in response to the following two questions:

15. What does your instructor do especially well?

stephanie is the fricking bomb

16. What could the instructor do to improve his/her teaching?

stephanie is the fricking bomb

G. (Optional) Additional items added by Instructor:

Course Teaching Evaluations

Institution: UNIVERSITY OF MINNESOTA DULUTH

Course Number: CUE1001 (Section 1 of 2)
Course Title: Culture Industry and the Creative Economy

Term: Fall 2017
Division: CULTURAL ENTREPRENEURSHIP
Level: UNDERGRADUATE
Format: IN-PERSON

Condensed Item Analysis Report

Course Call # 00955

Filter Raible,Stephanie Elizabeth CUE1001-2-F2017

Filter: Call # = Raible,Stephanie Elizabeth CUE1001-2-F2017

The instructor used appropriate and effective instructional methods

Response	Frequency	Percent	Mean: 5.24
1	0	0.00	
2	0	0.00	
3	0	0.00	
4	4	11.76	
5	18	52.94	
6	12	35.29	

The instructor's teaching style motivated me to learn

Response	Frequency	Percent	Mean: 5.06
1	0	0.00	
2	0	0.00	
3	1	2.94	
4	10	29.41	
5	9	26.47	
6	14	41.18	

The instructor used class time well

Response	Frequency	Percent	Mean: 5.30
1	0	0.00	
2	0	0.00	
3	0	0.00	
4	8	23.53	
5	7	20.59	
6	18	52.94	
No Response	1	2.94	

The instructor clearly articulated expectations for this course

Response	Frequency	Percent	Mean: 5.33
1	0	0.00	
2	0	0.00	
3	1	2.94	
4	6	17.65	
5	7	20.59	
6	19	55.88	
No Response	1	2.94	

The instructor provided regular and helpful assessment of my progress in the class

Response	Frequency	Percent	Mean: 5.33
1	0	0.00	
2	0	0.00	
3	1	2.94	
4	5	14.71	
5	9	26.47	
6	18	52.94	
No Response	1	2.94	

The course assignments, exams, and projects were a good measure of my learning

Response	Frequency	Percent	Mean: 5.09
1	0	0.00	
2	1	2.94	
3	1	2.94	
4	7	20.59	
5	9	26.47	
6	15	44.12	
No Response	1	2.94	

The instructor created an open, respectful environment that supported my learning

Response	Frequency	Percent	Mean: 5.55
1	0	0.00	
2	0	0.00	
3	0	0.00	
4	3	8.82	
5	9	26.47	
6	21	61.76	
No Response	1	2.94	

The instructor was available at designated times outside of class

Response	Frequency	Percent	Mean: 5.52
1	0	0.00	
2	0	0.00	
3	0	0.00	
4	3	8.82	
5	10	29.41	
6	20	58.82	
No Response	1	2.94	

I felt comfortable asking questons in class and/or for help outside of class

Response	Frequency	Percent	Mean: 5.41
1	0	0.00	
2	0	0.00	
3	0	0.00	
4	6	17.65	
5	8	23.53	
6	20	58.82	

The instructor was organized

Response	Frequency	Percent	Mean: 5.48
1	0	0.00	
2	0	0.00	
3	1	2.94	
4	1	2.94	
5	12	35.29	
6	19	55.88	
No Response	1	2.94	

The instructor graded my work in a timely way

Response	Frequency	Percent	Mean: 5.21
1	0	0.00	
2	0	0.00	
3	0	0.00	
4	8	23.53	
5	11	32.35	
6	15	44.12	

The text(s) and/or other required materials were a necessary part of the course

Response	Frequency	Percent	Mean: 4.88
1	0	0.00	
2	0	0.00	
3	4	11.76	
4	10	29.41	
5	6	17.65	
6	14	41.18	

I would recomment this instructor to a fellow student

Response	Frequency	Percent	Mean: 5.38
1	0	0.00	
2	0	0.00	
3	0	0.00	
4	5	14.71	
5	11	32.35	
6	18	52.94	

Overall, I learned a lot in this course

Response	Frequency	Percent	Mean: 5.21
1	0	0.00	
2	0	0.00	
3	1	2.94	
4	7	20.59	
5	10	29.41	
6	16	47.06	

Item Statistics Report

Course Call # 00955

Filter Raible,Stephanie Elizabeth CUE1001-2-F2017

Filter: Call # = Raible,Stephanie Elizabeth CUE1001-2-F2017

Question			Summary Statistics				Descriptive Statistics				Percentiles			
Item	Sample Size	Excluded	Mean	Variance	Std. Dev.	Std. Error	Skewness	Kurtosis	T Value	Mean Abs. Dev.	Percentile 25%	Median	Percentile 75%	Inter Quart. Rng.
The instructor used appropriate and effective instructional methods	34	0	5.24	0.43	0.65	0.11	-0.28	-0.62	46.67	0.54	5	5.00	6	1
The instructor's teaching style motivated me to learn	34	0	5.06	0.84	0.92	0.16	-0.37	-1.18	32.09	0.78	4	5.00	6	2
The instructor used class time well	33	1	5.30	0.72	0.85	0.15	-0.65	-1.30	35.96	0.76	4.5	6.00	6	1.5
The instructor clearly articulated expectations for this course	33	1	5.33	0.79	0.89	0.15	-1.02	-0.15	34.43	0.77	5	6.00	6	1
The instructor provided regular and helpful assessment of my progress in the class	33	1	5.33	0.73	0.85	0.15	-1.04	0.18	35.88	0.73	5	6.00	6	1
The course assignments, exams, and projects were a good measure of my learning	33	1	5.09	1.09	1.04	0.18	-1.07	0.88	28.07	0.83	4	5.00	6	2
The instructor created an open, respectful environment that supported my learning	33	1	5.55	0.44	0.67	0.12	-1.19	0.31	47.85	0.58	5	6.00	6	1
The instructor was available at designated times outside of class	33	1	5.52	0.45	0.67	0.12	-1.07	0.05	47.49	0.59	5	6.00	6	1
I felt comfortable asking questons in class and/or for help outside of class	34	0	5.41	0.61	0.78	0.13	-0.90	-0.74	40.30	0.69	5	6.00	6	1
The instructor was organized	33	1	5.48	0.51	0.71	0.12	-1.60	3.28	44.23	0.59	5	6.00	6	1
The instructor graded my work in a timely way	34	0	5.21	0.65	0.81	0.14	-0.40	-1.34	37.56	0.70	5	5.00	6	1

Question			Summary Statistics				Descriptive Statistics				Percentiles			
Item	Sample Size	Excluded	Mean	Variance	Std. Dev.	Std. Error	Skewness	Kurtosis	T Value	Mean Abs. Dev.	Percentile 25%	Median	Percentile 75%	Inter Quart. Rng.
The text(s) and/or other required materials were a necessary part of the course	34	0	4.88	1.20	1.09	0.19	-0.34	-1.31	26.01	0.96	4	5.00	6	2
I would recomment this instructor to a fellow student	34	0	5.38	0.55	0.74	0.13	-0.76	-0.72	42.46	0.65	5	6.00	6	1
Overall, I learned a lot in this course	34	0	5.21	0.77	0.88	0.15	-0.71	-0.57	34.49	0.75	5	5.00	6	1

F. Please provide a brief statement in response to the following two questions:

15. What does your instructor do especially well?

She was always very motivated and happy, and tried to make this class as nice for all of us as possible.

Amazing class!

16. What could the instructor do to improve his/her teaching?

G. (Optional) Additional items added by Instructor:

F. Please provide a brief statement in response to the following two questions:

15. What does your instructor do especially well?

she was very specific on what she wanted from us on assignments etc. she was also very helpful + nice. Really liked her as a professor!

16. What could the instructor do to improve his/her teaching?

nothing she was great!

G. (Optional) Additional items added by Instructor:

F. Please provide a brief statement in response to the following two questions:

15. What does your instructor do especially well?

I really enjoyed this class. I learned a lot about topics that will help me with my future and topics I feel everyone should know. The amount of work/ grading was perfect.

16. What could the instructor do to improve his/her teaching?

Grade essays slightly quicker so we get feedback before we write new ones.

G. (Optional) Additional items added by Instructor:

F. Please provide a brief statement in response to the following two questions:

15. What does your instructor do especially well?

Welcoming, nice, easy to understand and was consistantly clear. Good attitude.

16. What could the instructor do to improve his/her teaching?

to loved everything about you and this course ☺

G. (Optional) Additional items added by Instructor:

N/A

F. Please provide a brief statement in response to the following two questions:

15. What does your instructor do especially well?

- She makes everyone feel comfortable and doesn't push for answers
- She is very easy to communicate with
- Her "dad humor" is great

16. What could the instructor do to improve his/her teaching?

G. (Optional) Additional items added by Instructor:

- I really enjoyed this class!

F. Please provide a brief statement in response to the following two questions:

15. What does your instructor do especially well?

- Kind, positive attitude
- Tried best to engage students in discussions

16. What could the instructor do to improve his/her teaching?

G. (Optional) Additional items added by Instructor:

F. Please provide a brief statement in response to the following two questions:

15. What does your instructor do especially well?

Dr. Raibe is an incredibly motivated professor who is excited to share her knowledge with us. This makes class time much more entertaining.

16. What could the instructor do to improve his/her teaching?

I would try to find a way to incentivize students to participate more in class, because at times it felt like everyone was reluctant to answer a question or prompt.

G. (Optional) Additional items added by Instructor:

F. Please provide a brief statement in response to the following two questions:

15. What does your instructor do especially well?

She communicated very clearly.

16. What could the instructor do to improve his/her teaching?

I can't think of anything that needs to be improved.

G. (Optional) Additional items added by Instructor:

F. Please provide a brief statement in response to the following two questions:

15. What does your instructor do especially well?

Very good job explaining what to do in class time and reviewing what we went over.

16. What could the instructor do to improve his/her teaching?

Could have done better explaining outside of class assignments.

G. (Optional) Additional items added by Instructor:

F. Please provide a brief statement in response to the following two questions:

15. What does your instructor do especially well?

She creates a very open learning environment

16. What could the instructor do to improve his/her teaching?

G. (Optional) Additional items added by Instructor:

F. Please provide a brief statement in response to the following two questions:

15. What does your instructor do especially well?

Does especially well at connecting to her students and making them feel special!

Great teacher!

16. What could the instructor do to improve his/her teaching?

Not much but maybe grading a little faster

G. (Optional) Additional items added by Instructor:

F. Please provide a brief statement in response to the following two questions:

15. What does your instructor do especially well?

Stephanie was good at explaining what we have to do
The fair project was really fun!

16. What could the instructor do to improve his/her teaching?

I wish she would of explained the midterm in more detail because it was hard to know what to do just by looking at moodle

G. (Optional) Additional items added by Instructor:

F. Please provide a brief statement in response to the following two questions:

15. What does your instructor do especially well?

Very good at delivering lectures

16. What could the instructor do to improve his/her teaching?

More homework points

G. (Optional) Additional items added by Instructor:

F. Please provide a brief statement in response to the following two questions:

15. What does your instructor do especially well?

brought a positive attitude everyday and really cared about her students

16. What could the instructor do to improve his/her teaching?

More homework points

G. (Optional) Additional items added by Instructor:

F. Please provide a brief statement in response to the following two questions:

15. What does your instructor do especially well?

One of the friendliest professors I've had

16. What could the instructor do to improve his/her teaching?

There were some awkward silences at times during class. Eliminate these.

G. (Optional) Additional items added by Instructor:

F. Please provide a brief statement in response to the following two questions:

15. What does your instructor do especially well?

She came to class prepared and excited to teach. She was willing to help with any questions we had and was helpful with re-explaining things.

16. What could the instructor do to improve his/her teaching?

Some assignments I didn't fully understand, so a better explanation of assignments.

G. (Optional) Additional items added by Instructor:

F. Please provide a brief statement in response to the following two questions:

15. What does your instructor do especially well?

She really explains her expectations well and each Assignment

16. What could the instructor do to improve his/her teaching?

Nothing

G. (Optional) Additional items added by Instructor:

F. Please provide a brief statement in response to the following two questions:

15. What does your instructor do especially well?

Dad Jokes.

16. What could the instructor do to improve his/her teaching?

Be more clear of expectations for midterm Papers

G. (Optional) Additional items added by Instructor:

F. Please provide a brief statement in response to the following two questions:

15. What does your instructor do especially well?

Assignments fit the corse amazingly

very friendly / easy to talk to

16. What could the instructor do to improve his/her teaching?

More in class work

G. (Optional) Additional items added by Instructor:

F. Please provide a brief statement in response to the following two questions:

15. What does your instructor do especially well?

Talk

16. What could the instructor do to improve his/her teaching?

attention keeping,

G. (Optional) Additional items added by Instructor:

F. Please provide a brief statement in response to the following two questions:

15. What does your instructor do especially well?

- Created a positive learning enviroment

16. What could the instructor do to improve his/her teaching?

- Change the point scale

G. (Optional) Additional items added by Instructor:

F. Please provide a brief statement in response to the following two questions:

15. What does your instructor do especially well?

Articulate the expectations of the assignments.

16. What could the instructor do to improve his/her teaching?

G. (Optional) Additional items added by Instructor:

F. Please provide a brief statement in response to the following two questions:

15. What does your instructor do especially well?

She's funny & inviting

16. What could the instructor do to improve his/her teaching?

more notes

G. (Optional) Additional items added by Instructor:

F. Please provide a brief statement in response to the following two questions:

15. What does your instructor do especially well?

She keeps class motivated to learn. She's also very nice and funny.

16. What could the instructor do to improve his/her teaching?

N/A.

G. (Optional) Additional items added by Instructor:

F. Please provide a brief statement in response to the following two questions:

15. What does your instructor do especially well?

- She was excited about the topics and understanding

16. What could the instructor do to improve his/her teaching?

G. (Optional) Additional items added by Instructor:

F. Please provide a brief statement in response to the following two questions:

15. What does your instructor do especially well?

very helpful + approachable

16. What could the instructor do to improve his/her teaching?

G. (Optional) Additional items added by Instructor:

F. Please provide a brief statement in response to the following two questions:

15. What does your instructor do especially well?

Connects well with the students

16. What could the instructor do to improve his/her teaching?

field trips.

G. (Optional) Additional items added by Instructor:

F. Please provide a brief statement in response to the following two questions:

15. What does your instructor do especially well?

Weird jokes.

16. What could the instructor do to improve his/her teaching?

Maybe show examples of what is expected for assignments.

G. (Optional) Additional items added by Instructor:

F. Please provide a brief statement in response to the following two questions:

15. What does your instructor do especially well?

She is always available to help and make sure you understand the course / material

16. What could the instructor do to improve his/her teaching?

make the class more interesting and engaging

G. (Optional) Additional items added by Instructor:

F. Please provide a brief statement in response to the following two questions:

15. What does your instructor do especially well?

Provide a good learning environment. graded on time. gave a fair amount of work.

16. What could the instructor do to improve his/her teaching?

less group work and discussions and more lecture and practice on topic

G. (Optional) Additional items added by Instructor:

F. Please provide a brief statement in response to the following two questions:

15. What does your instructor do especially well?

explain meterial

16. What could the instructor do to improve his/her teaching?

Make some things more exciting

G. (Optional) Additional items added by Instructor:

F. Please provide a brief statement in response to the following two questions:

15. What does your instructor do especially well?

16. What could the instructor do to improve his/her teaching?

G. (Optional) Additional items added by Instructor:

F. Please provide a brief statement in response to the following two questions:

15. What does your instructor do especially well?

16. What could the instructor do to improve his/her teaching?

G. (Optional) Additional items added by Instructor:

F. Please provide a brief statement in response to the following two questions:

15. What does your instructor do especially well?

16. What could the instructor do to improve his/her teaching?

G. (Optional) Additional items added by Instructor:

Course Teaching Evaluations

Institution: UNIVERSITY OF MINNESOTA DULUTH

Course Number: CUE1001 (Section 2 of 2)
Course Title: Culture Industry and the Creative Economy

Term: Fall 2017
Division: CULTURAL ENTREPRENEURSHIP
Level: UNDERGRADUATE
Format: IN-PERSON

Condensed Item Analysis Report

Course Call # 00956

Filter Raible,Stephanie Elizabeth CUE1001-3-F2017

Filter: Call # = Raible,Stephanie Elizabeth CUE1001-3-F2017

The instructor used appropriate and effective instructional methods

Response	Frequency	Percent	Mean: 5.67
1	0	0.00	
2	0	0.00	
3	0	0.00	
4	0	0.00	
5	4	33.33	
6	8	66.67	

The instructor's teaching style motivated me to learn

Response	Frequency	Percent	Mean: 5.75
1	0	0.00	
2	0	0.00	
3	0	0.00	
4	0	0.00	
5	3	25.00	
6	9	75.00	

The instructor used class time well

Response	Frequency	Percent	Mean: 5.67
1	0	0.00	
2	0	0.00	
3	0	0.00	
4	0	0.00	
5	4	33.33	
6	8	66.67	

The instructor clearly articulated expectations for this course

Response	Frequency	Percent	Mean: 5.33
1	0	0.00	
2	0	0.00	
3	0	0.00	
4	3	25.00	
5	2	16.67	
6	7	58.33	

The instructor provided regular and helpful assessment of my progress in the class

Response	Frequency	Percent	Mean: 5.58
1	0	0.00	
2	0	0.00	
3	0	0.00	
4	0	0.00	
5	5	41.67	
6	7	58.33	

The course assignments, exams, and projects were a good measure of my learning

Response	Frequency	Percent	Mean: 5.42
1	0	0.00	
2	0	0.00	
3	0	0.00	
4	2	16.67	
5	3	25.00	
6	7	58.33	

The instructor created an open, respectful environment that supported my learning

Response	Frequency	Percent	Mean: 5.58
1	0	0.00	
2	0	0.00	
3	0	0.00	
4	0	0.00	
5	5	41.67	
6	7	58.33	

The instructor was available at designated times outside of class

Response	Frequency	Percent	Mean: 5.67
1	0	0.00	
2	0	0.00	
3	0	0.00	
4	1	8.33	
5	2	16.67	
6	9	75.00	

I felt comfortable asking questons in class and/or for help outside of class

Response	Frequency	Percent	Mean: 5.67
1	0	0.00	
2	0	0.00	
3	0	0.00	
4	0	0.00	
5	4	33.33	
6	8	66.67	

The instructor was organized

Response	Frequency	Percent	Mean: 5.67
1	0	0.00	
2	0	0.00	
3	0	0.00	
4	0	0.00	
5	4	33.33	
6	8	66.67	

The instructor graded my work in a timely way

Response	Frequency	Percent	Mean: 5.50
1	0	0.00	
2	0	0.00	
3	0	0.00	
4	1	8.33	
5	4	33.33	
6	7	58.33	

The text(s) and/or other required materials were a necessary part of the course

Response	Frequency	Percent	Mean: 5.00
1	0	0.00	
2	0	0.00	
3	1	8.33	
4	3	25.00	
5	3	25.00	
6	5	41.67	

I would recomment this instructor to a fellow student

Response	Frequency	Percent	Mean: 5.50
1	0	0.00	
2	0	0.00	
3	0	0.00	
4	2	16.67	
5	2	16.67	
6	8	66.67	

Overall, I learned a lot in this course

Response	Frequency	Percent	Mean: 5.42
1	0	0.00	
2	0	0.00	
3	0	0.00	
4	2	16.67	
5	3	25.00	
6	7	58.33	

Item Statistics Report

Course Call # 00956

Filter Raible,Stephanie Elizabeth CUE1001-3-F2017

Filter: Call # = Raible,Stephanie Elizabeth CUE1001-3-F2017

Question			Summary Statistics				Descriptive Statistics				Percentiles			
Item	Sample Size	Excluded	Mean	Variance	Std. Dev.	Std. Error	Skewness	Kurtosis	T Value	Mean Abs. Dev.	Percentile 25%	Median	Percentile 75%	Inter Quart. Rng.
The instructor used appropriate and effective instructional methods	12	0	5.67	0.24	0.49	0.14	-0.81	-1.65	39.87	0.44	5	6.00	6	1
The instructor's teaching style motivated me to learn	12	0	5.75	0.20	0.45	0.13	-1.33	-0.33	44.04	0.38	5.5	6.00	6	0.5
The instructor used class time well	12	0	5.67	0.24	0.49	0.14	-0.81	-1.65	39.87	0.44	5	6.00	6	1
The instructor clearly articulated expectations for this course	12	0	5.33	0.79	0.89	0.26	-0.80	-1.27	20.81	0.78	4.5	6.00	6	1.5
The instructor provided regular and helpful assessment of my progress in the class	12	0	5.58	0.27	0.51	0.15	-0.39	-2.26	37.56	0.49	5	6.00	6	1
The course assignments, exams, and projects were a good measure of my learning	12	0	5.42	0.63	0.79	0.23	-0.99	-0.46	23.66	0.68	5	6.00	6	1
The instructor created an open, respectful environment that supported my learning	12	0	5.58	0.27	0.51	0.15	-0.39	-2.26	37.56	0.49	5	6.00	6	1
The instructor was available at designated times outside of class	12	0	5.67	0.42	0.65	0.19	-1.93	3.17	30.14	0.50	5.5	6.00	6	0.5
I felt comfortable asking questons in class and/or for help outside of class	12	0	5.67	0.24	0.49	0.14	-0.81	-1.65	39.87	0.44	5	6.00	6	1
The instructor was organized	12	0	5.67	0.24	0.49	0.14	-0.81	-1.65	39.87	0.44	5	6.00	6	1
The instructor graded my work in a timely way	12	0	5.50	0.45	0.67	0.19	-1.07	0.35	28.26	0.58	5	6.00	6	1

Question			Summary Statistics				Descriptive Statistics				Percentiles			
Item	Sample Size	Excluded	Mean	Variance	Std. Dev.	Std. Error	Skewness	Kurtosis	T Value	Mean Abs. Dev.	Percentile 25%	Median	Percentile 75%	Inter Quart. Rng.
The text(s) and/or other required materials were a necessary part of the course	12	0	5.00	1.09	1.04	0.30	-0.57	-0.86	16.58	0.83	4	5.00	6	2
I would recomment this instructor to a fellow student	12	0	5.50	0.64	0.80	0.23	-1.29	0.15	23.88	0.67	5	6.00	6	1
Overall, I learned a lot in this course	12	0	5.42	0.63	0.79	0.23	-0.99	-0.46	23.66	0.68	5	6.00	6	1

F. Please provide a brief statement in response to the following two questions:

15. What does your instructor do especially well?

Very good at explaining things in multiple ways for people to understand.
Very helpful and willing to tutor.

16. What could the instructor do to improve his/her teaching?

Maybe, Specific to this course, provide more concrete information. Not much tangible stuff.

G. (Optional) Additional items added by Instructor:

F. Please provide a brief statement in response to the following two questions:

15. What does your instructor do especially well?

always full of helpful ideas + tips; gives good explanations + relatable examples

16. What could the instructor do to improve his/her teaching?

keep up the good work!

G. (Optional) Additional items added by Instructor:

F. Please provide a brief statement in response to the following two questions:

15. What does your instructor do especially well?

She made everything relevant & intresting.
funny.
explained everything weele

16. What could the instructor do to improve his/her teaching?

make expectations on ASSignments
more detailed.

G. (Optional) Additional items added by Instructor:

F. Please provide a brief statement in response to the following two questions:

15. What does your instructor do especially well?

She thouroughly explains concepts!
(And tells good jokes)

16. What could the instructor do to improve his/her teaching?

I can't think of anything off the top of my head.

G. (Optional) Additional items added by Instructor:

F. Please provide a brief statement in response to the following two questions:

15. What does your instructor do especially well?

She takes the time to make sure her students understand the material. Enjoys helping her students.

16. What could the instructor do to improve his/her teaching?

I can't think of anything, she's my favorite teacher.

G. (Optional) Additional items added by Instructor:

Makes class fun

F. Please provide a brief statement in response to the following two questions:

15. What does your instructor do especially well?

explains things well, makes class fun

16. What could the instructor do to improve his/her teaching?

Nothing

G. (Optional) Additional items added by Instructor:

You were

Wonderful

F. Please provide a brief statement in response to the following two questions:

15. What does your instructor do especially well?

Connecting with students to make every one feel comfortable to learn

16. What could the instructor do to improve his/her teaching?

Nothing. she was a fantastic professor

G. (Optional) Additional items added by Instructor:

F. Please provide a brief statement in response to the following two questions:

15. What does your instructor do especially well?

She created a warm and inclusive environment that encouraged healthy discussion.

16. What could the instructor do to improve his/her teaching?

Perhaps more class discussions as a whole.

G. (Optional) Additional items added by Instructor:

F. Please provide a brief statement in response to the following two questions:

15. What does your instructor do especially well?

Professor did a great job at explaining her expectations from us and allowing us enough time to work on projects in a way they felt meaningful.

16. What could the instructor do to improve his/her teaching?

Not anything that I can think of.

G. (Optional) Additional items added by Instructor:

F. Please provide a brief statement in response to the following two questions:

15. What does your instructor do especially well?

This instructor was especially good at making class feel lively and involved. She always made the class feel pleasant

16. What could the instructor do to improve his/her teaching?

I honestly can't point at anything she did wrong, wonderful professor

G. (Optional) Additional items added by Instructor:

F. Please provide a brief statement in response to the following two questions:

15. What does your instructor do especially well?

Explain concept by relating it to real life case studies

16. What could the instructor do to improve his/her teaching?

/

G. (Optional) Additional items added by Instructor:

F. Please provide a brief statement in response to the following two questions:

15. What does your instructor do especially well?

16. What could the instructor do to improve his/her teaching?

G. (Optional) Additional items added by Instructor:

Course Teaching Evaluations

Institution: UNIVERSITY OF MINNESOTA DULUTH

Course Number: CUE1111
Course Title: Creative Problem Solving

Term: Fall 2017
Division: CULTURAL ENTREPRENEURSHIP
Level: UNDERGRADUATE
Format: IN-PERSON

Condensed Item Analysis Report

Course Call # 00957

Filter Raible,Stephanie Elizabeth CUE1111-1-F2017

Filter: Call # = Raible,Stephanie Elizabeth CUE1111-1-F2017

The instructor used appropriate and effective instructional methods

Response	Frequency	Percent	Mean: 5.83
1	0	0.00	
2	0	0.00	
3	0	0.00	
4	1	8.33	
5	0	0.00	
6	11	91.67	

The instructor's teaching style motivated me to learn

Response	Frequency	Percent	Mean: 5.67
1	0	0.00	
2	0	0.00	
3	1	8.33	
4	0	0.00	
5	1	8.33	
6	10	83.33	

The instructor used class time well

Response	Frequency	Percent	Mean: 5.50
1	1	8.33	
2	0	0.00	
3	0	0.00	
4	0	0.00	
5	1	8.33	
6	10	83.33	

The instructor clearly articulated expectations for this course

Response	Frequency	Percent	Mean: 5.83
1	0	0.00	
2	0	0.00	
3	0	0.00	
4	0	0.00	
5	2	16.67	
6	10	83.33	

The instructor provided regular and helpful assessment of my progress in the class

Response	Frequency	Percent	Mean: 5.92
1	0	0.00	
2	0	0.00	
3	0	0.00	
4	0	0.00	
5	1	8.33	
6	11	91.67	

The course assignments, exams, and projects were a good measure of my learning

Response	Frequency	Percent	Mean: 5.92
1	0	0.00	
2	0	0.00	
3	0	0.00	
4	0	0.00	
5	1	8.33	
6	11	91.67	

The instructor created an open, respectful environment that supported my learning

Response	Frequency	Percent	Mean: 6.00
1	0	0.00	
2	0	0.00	
3	0	0.00	
4	0	0.00	
5	0	0.00	
6	12	100.00	

The instructor was available at designated times outside of class

Response	Frequency	Percent	Mean: 5.83
1	0	0.00	
2	0	0.00	
3	0	0.00	
4	0	0.00	
5	2	16.67	
6	10	83.33	

I felt comfortable asking questons in class and/or for help outside of class

Response	Frequency	Percent	Mean: 5.92
1	0	0.00	
2	0	0.00	
3	0	0.00	
4	0	0.00	
5	1	8.33	
6	11	91.67	

The instructor was organized

Response	Frequency	Percent	Mean: 5.75
1	0	0.00	
2	0	0.00	
3	0	0.00	
4	1	8.33	
5	1	8.33	
6	10	83.33	

The instructor graded my work in a timely way

Response	Frequency	Percent	Mean: 5.75
1	0	0.00	
2	0	0.00	
3	0	0.00	
4	0	0.00	
5	3	25.00	
6	9	75.00	

The text(s) and/or other required materials were a necessary part of the course

Response	Frequency	Percent	Mean: 5.25
1	1	8.33	
2	0	0.00	
3	0	0.00	
4	1	8.33	
5	2	16.67	
6	8	66.67	

I would recomment this instructor to a fellow student

Response	Frequency	Percent	Mean: 5.92
1	0	0.00	
2	0	0.00	
3	0	0.00	
4	0	0.00	
5	1	8.33	
6	11	91.67	

Overall, I learned a lot in this course

Response	Frequency	Percent	Mean: 5.50
1	1	8.33	
2	0	0.00	
3	0	0.00	
4	0	0.00	
5	1	8.33	
6	10	83.33	

Item Statistics Report

Course Call # 00957

Filter Raible,Stephanie Elizabeth CUE1111-1-F2017

Filter: Call # = Raible,Stephanie Elizabeth CUE1111-1-F2017

Question			Summary Statistics				Descriptive Statistics				Percentiles			
Item	Sample Size	Excluded	Mean	Variance	Std. Dev.	Std. Error	Skewness	Kurtosis	T Value	Mean Abs. Dev.	Percentile 25%	Median	Percentile 75%	Inter Quart. Rng.
The instructor used appropriate and effective instructional methods	12	0	5.83	0.33	0.58	0.17	-3.46	12.00	35.00	0.31	6	6.00	6	0
The instructor's teaching style motivated me to learn	12	0	5.67	0.79	0.89	0.26	-2.95	8.88	22.12	0.56	6	6.00	6	0
The instructor used class time well	12	0	5.50	2.09	1.45	0.42	-3.25	10.77	13.18	0.83	6	6.00	6	0
The instructor clearly articulated expectations for this course	12	0	5.83	0.15	0.39	0.11	-2.06	2.64	51.91	0.28	6	6.00	6	0
The instructor provided regular and helpful assessment of my progress in the class	12	0	5.92	0.08	0.29	0.08	-3.46	12.00	71.00	0.15	6	6.00	6	0
The course assignments, exams, and projects were a good measure of my learning	12	0	5.92	0.08	0.29	0.08	-3.46	12.00	71.00	0.15	6	6.00	6	0
The instructor created an open, respectful environment that supported my learning	12	0	6.00	0.00	0.00	0.00	-	-	-	0.00	6	6.00	6	0
The instructor was available at designated times outside of class	12	0	5.83	0.15	0.39	0.11	-2.06	2.64	51.91	0.28	6	6.00	6	0
I felt comfortable asking questons in class and/or for help outside of class	12	0	5.92	0.08	0.29	0.08	-3.46	12.00	71.00	0.15	6	6.00	6	0
The instructor was organized	12	0	5.75	0.39	0.62	0.18	-2.56	6.24	32.05	0.42	6	6.00	6	0
The instructor graded my work in a timely way	12	0	5.75	0.20	0.45	0.13	-1.33	-0.33	44.04	0.38	5.5	6.00	6	0.5

Question			Summary Statistics				Descriptive Statistics				Percentiles			
Item	Sample Size	Excluded	Mean	Variance	Std. Dev.	Std. Error	Skewness	Kurtosis	T Value	Mean Abs. Dev.	Percentile 25%	Median	Percentile 75%	Inter Quart. Rng.
The text(s) and/or other required materials were a necessary part of the course	12	0	5.25	2.20	1.48	0.43	-2.51	6.71	12.25	1.00	5	6.00	6	1
I would recomment this instructor to a fellow student	12	0	5.92	0.08	0.29	0.08	-3.46	12.00	71.00	0.15	6	6.00	6	0
Overall, I learned a lot in this course	12	0	5.50	2.09	1.45	0.42	-3.25	10.77	13.18	0.83	6	6.00	6	0

F. Please provide a brief statement in response to the following two questions:

15. What does your instructor do especially well?

very nice + approachable

16. What could the instructor do to improve his/her teaching?

G. (Optional) Additional items added by Instructor:

love you Steph ♡

F. Please provide a brief statement in response to the following two questions:

15. What does your instructor do especially well?

Amusing teacher

16. What could the instructor do to improve his/her teaching?

G. (Optional) Additional items added by Instructor:

F. Please provide a brief statement in response to the following two questions:

15. What does your instructor do especially well?

Professor Faibe is great at explaining her expections of what she is hoping for us to achieve. This class was Really fun AND the discussions AND Projects were very fun AND helpful

16. What could the instructor do to improve his/her teaching?

Nothing that I can think of. Class was fun.

G. (Optional) Additional items added by Instructor:

F. Please provide a brief statement in response to the following two questions:

15. What does your instructor do especially well?

16. What could the instructor do to improve his/her teaching?

G. (Optional) Additional items added by Instructor:

LOVE THIS COURSE!

F. Please provide a brief statement in response to the following two questions:

15. What does your instructor do especially well?

16. What could the instructor do to improve his/her teaching?

G. (Optional) Additional items added by Instructor:

F. Please provide a brief statement in response to the following two questions:

15. What does your instructor do especially well?

Make everyone feel welcome & comfortable.

16. What could the instructor do to improve his/her teaching?

G. (Optional) Additional items added by Instructor:

F. Please provide a brief statement in response to the following two questions:

15. What does your instructor do especially well?

Made class very fun and entertaining

BEST TEACHER

16. What could the instructor do to improve his/her teaching?

Nothing

G. (Optional) Additional items added by Instructor:

F. Please provide a brief statement in response to the following two questions:

15. What does your instructor do especially well?

makes it fun to learn

16. What could the instructor do to improve his/her teaching?

more from the book info

G. (Optional) Additional items added by Instructor:

F. Please provide a brief statement in response to the following two questions:

15. What does your instructor do especially well?

Make Dad jokes.

16. What could the instructor do to improve his/her teaching?

use more assignments less talking, I like to know im learning

G. (Optional) Additional items added by Instructor:

F. Please provide a brief statement in response to the following two questions:

15. What does your instructor do especially well?

16. What could the instructor do to improve his/her teaching?

G. (Optional) Additional items added by Instructor:

F. Please provide a brief statement in response to the following two questions:

15. What does your instructor do especially well?

Motivating us to learn!

16. What could the instructor do to improve his/her teaching?

G. (Optional) Additional items added by Instructor:

F. Please provide a brief statement in response to the following two questions:

15. What does your instructor do especially well?

She's funny, good humor, good class & ;

16. What could the instructor do to improve his/her teaching?

nada, no complaints

G. (Optional) Additional items added by Instructor:

Course Teaching Evaluations

Institution: UNIVERSITY OF MINNESOTA DULUTH

Course Number: UST1000 (1 cr.)
Course Title: UMD Freshman Seminar

Term: Fall 2017
Division: CULTURAL ENTREPRENEURSHIP
Level: UNDERGRADUATE
Format: IN-PERSON

Condensed Item Analysis Report

Course Call # 3406

Filter Raible,Stephanie Elizabeth UST1000-53-F2017

Filter: Call # = Raible,Stephanie Elizabeth UST1000-53-F2017

The instructor used appropriate and effective instructional methods

Response	Frequency	Percent	Mean: 4.76
1	0	0.00	
2	0	0.00	
3	1	4.76	
4	11	52.38	
5	1	4.76	
6	8	38.10	

The instructor's teaching style motivated me to learn

Response	Frequency	Percent	Mean: 4.62
1	0	0.00	
2	0	0.00	
3	2	9.52	
4	10	47.62	
5	3	14.29	
6	6	28.57	

The instructor used class time well

Response	Frequency	Percent	Mean: 4.76
1	0	0.00	
2	0	0.00	
3	2	9.52	
4	8	38.10	
5	4	19.05	
6	7	33.33	

The instructor clearly articulated expectations for this course

Response	Frequency	Percent	Mean: 5.05
1	0	0.00	
2	0	0.00	
3	0	0.00	
4	8	38.10	
5	4	19.05	
6	9	42.86	

The instructor provided regular and helpful assessment of my progress in the class

Response	Frequency	Percent	Mean: 4.62
1	0	0.00	
2	0	0.00	
3	5	23.81	
4	5	23.81	
5	4	19.05	
6	7	33.33	

The course assignments, exams, and projects were a good measure of my learning

Response	Frequency	Percent	Mean: 4.43
1	0	0.00	
2	0	0.00	
3	6	28.57	
4	7	33.33	
5	1	4.76	
6	7	33.33	

The instructor created an open, respectful environment that supported my learning

Response	Frequency	Percent	Mean: 5.19
1	0	0.00	
2	0	0.00	
3	0	0.00	
4	6	28.57	
5	5	23.81	
6	10	47.62	

The instructor was available at designated times outside of class

Response	Frequency	Percent	Mean: 4.90
1	0	0.00	
2	0	0.00	
3	1	4.76	
4	8	38.10	
5	4	19.05	
6	8	38.10	

I felt comfortable asking questons in class and/or for help outside of class

Response	Frequency	Percent	Mean: 5.10
1	0	0.00	
2	0	0.00	
3	0	0.00	
4	7	33.33	
5	5	23.81	
6	9	42.86	

The instructor was organized

Response	Frequency	Percent	Mean: 5.00
1	0	0.00	
2	0	0.00	
3	1	4.76	
4	8	38.10	
5	2	9.52	
6	10	47.62	

The instructor graded my work in a timely way

Response	Frequency	Percent	Mean: 5.19
1	0	0.00	
2	0	0.00	
3	1	4.76	
4	4	19.05	
5	6	28.57	
6	10	47.62	

The text(s) and/or other required materials were a necessary part of the course

Response	Frequency	Percent	Mean: 4.65
1	1	4.76	
2	0	0.00	
3	1	4.76	
4	9	42.86	
5	1	4.76	
6	8	38.10	
No Response	1	4.76	

I would recomment this instructor to a fellow student

Response	Frequency	Percent	Mean: 4.76
1	1	4.76	
2	1	4.76	
3	1	4.76	
4	5	23.81	
5	4	19.05	
6	9	42.86	

Overall, I learned a lot in this course

Response	Frequency	Percent	Mean: 4.48
1	2	9.52	
2	1	4.76	
3	1	4.76	
4	6	28.57	
5	3	14.29	
6	8	38.10	

Item Statistics Report

Course Call # 3406

Filter Raible,Stephanie Elizabeth UST1000-53-F2017

Filter: Call # = Raible,Stephanie Elizabeth UST1000-53-F2017

Question			Summary Statistics				Descriptive Statistics				Percentiles			
Item	Sample Size	Excluded	Mean	Variance	Std. Dev.	Std. Error	Skewness	Kurtosis	T Value	Mean Abs. Dev.	Percentile 25%	Median	Percentile 75%	Inter Quart. Rng.
The instructor used appropriate and effective instructional methods	21	0	4.76	1.09	1.04	0.23	0.24	-1.68	20.90	0.97	4	4.00	6	2
The instructor's teaching style motivated me to learn	21	0	4.62	1.05	1.02	0.22	0.26	-1.23	20.68	0.90	4	4.00	6	2
The instructor used class time well	21	0	4.76	1.09	1.04	0.23	-0.06	-1.33	20.90	0.92	4	5.00	6	2
The instructor clearly articulated expectations for this course	21	0	5.05	0.85	0.92	0.20	-0.10	-1.91	25.12	0.82	4	5.00	6	2
The instructor provided regular and helpful assessment of my progress in the class	21	0	4.62	1.45	1.20	0.26	-0.12	-1.55	17.59	1.07	3.5	5.00	6	2.5
The course assignments, exams, and projects were a good measure of my learning	21	0	4.43	1.56	1.25	0.27	0.26	-1.61	16.26	1.10	3	4.00	6	3
The instructor created an open, respectful environment that supported my learning	21	0	5.19	0.76	0.87	0.19	-0.40	-1.61	27.25	0.77	4	5.00	6	2
The instructor was available at designated times outside of class	21	0	4.90	0.99	1.00	0.22	-0.13	-1.44	22.58	0.87	4	5.00	6	2
I felt comfortable asking questons in class and/or for help outside of class	21	0	5.10	0.79	0.89	0.19	-0.20	-1.77	26.26	0.78	4	5.00	6	2
The instructor was organized	21	0	5.00	1.10	1.05	0.23	-0.29	-1.61	21.85	0.95	4	5.00	6	2
The instructor graded my work in a timely way	21	0	5.19	0.86	0.93	0.20	-0.83	-0.29	25.62	0.77	4.5	5.00	6	1.5

Question			Summary Statistics				Descriptive Statistics				Percentiles			
Item	Sample Size	Excluded	Mean	Variance	Std. Dev.	Std. Error	Skewness	Kurtosis	T Value	Mean Abs. Dev.	Percentile 25%	Median	Percentile 75%	Inter Quart. Rng.
The text(s) and/or other required materials were a necessary part of the course	20	1	4.65	1.82	1.35	0.30	-0.86	1.12	15.42	1.12	4	4.00	6	2
I would recomment this instructor to a fellow student	21	0	4.76	2.09	1.45	0.32	-1.19	0.99	15.09	1.15	4	5.00	6	2
Overall, I learned a lot in this course	21	0	4.48	2.66	1.63	0.36	-0.95	0.09	12.57	1.31	4	5.00	6	2

F. Please provide a brief statement in response to the following two questions:

15. What does your instructor do especially well?

I liked that she brought in a lot of speakers to talk about the many resources at UNO - I probably would not have known about them if not for this class.

16. What could the instructor do to improve his/her teaching?

Some of the assignments seemed a bit long and repetitive, but this wasn't a big deal.

G. (Optional) Additional items added by Instructor:

F. Please provide a brief statement in response to the following two questions:

15. What does your instructor do especially well?

She brought in a variety of speakers and gave us a lot of information about campus.

16. What could the instructor do to improve his/her teaching?

She could be a little more to the point sometimes.

G. (Optional) Additional items added by Instructor:

F. Please provide a brief statement in response to the following two questions:

15. What does your instructor do especially well?

Good at explaining subjects

16. What could the instructor do to improve his/her teaching?

G. (Optional) Additional items added by Instructor:

F. Please provide a brief statement in response to the following two questions:

15. What does your instructor do especially well?

She is easy to talk to.

16. What could the instructor do to improve his/her teaching?

Not use Buzzfeed.

G. (Optional) Additional items added by Instructor:

F. Please provide a brief statement in response to the following two questions:

15. What does your instructor do especially well?

She given us good basis for life and culture, Helped me get an understanding of how "college" works.

16. What could the instructor do to improve his/her teaching?

make some of the material a little more fun.

G. (Optional) Additional items added by Instructor:

F. Please provide a brief statement in response to the following two questions:

15. What does your instructor do especially well?

made class fun & interesting

16. What could the instructor do to improve his/her teaching?

G. (Optional) Additional items added by Instructor:

F. Please provide a brief statement in response to the following two questions:

15. What does your instructor do especially well?

helpful

16. What could the instructor do to improve his/her teaching?

Nothing

G. (Optional) Additional items added by Instructor:

F. Please provide a brief statement in response to the following two questions:

15. What does your instructor do especially well?

Communicate

16. What could the instructor do to improve his/her teaching?

More interactive activities

G. (Optional) Additional items added by Instructor:

F. Please provide a brief statement in response to the following two questions:

15. What does your instructor do especially well?

Explains in detail on certain subjects

16. What could the instructor do to improve his/her teaching?

Slow down when talking.

G. (Optional) Additional items added by Instructor:

F. Please provide a brief statement in response to the following two questions:

15. What does your instructor do especially well?

Speaks to help us with the lecture

16. What could the instructor do to improve his/her teaching?

G. (Optional) Additional items added by Instructor:

F. Please provide a brief statement in response to the following two questions:

15. What does your instructor do especially well?

16. What could the instructor do to improve his/her teaching?

Needs to not talk so long when explaining things.

def. has favorite students

G. (Optional) Additional items added by Instructor:

This class was suppose to be about VMD. I thought it was a lot about culture and being privileged....

F. Please provide a brief statement in response to the following two questions:

15. What does your instructor do especially well?

good @ explaining and clear expectations!

16. What could the instructor do to improve his/her teaching?

The class itself was the only thing I didnt like - instructor was great

G. (Optional) Additional items added by Instructor:

F. Please provide a brief statement in response to the following two questions:

15. What does your instructor do especially well?

Very well prepared. made class fun

16. What could the instructor do to improve his/her teaching?

Nothing

G. (Optional) Additional items added by Instructor:

F. Please provide a brief statement in response to the following two questions:

15. What does your instructor do especially well?

16. What could the instructor do to improve his/her teaching?

G. (Optional) Additional items added by Instructor:

F. Please provide a brief statement in response to the following two questions:

15. What does your instructor do especially well?

16. What could the instructor do to improve his/her teaching?

G. (Optional) Additional items added by Instructor:

F. Please provide a brief statement in response to the following two questions:

15. What does your instructor do especially well?

16. What could the instructor do to improve his/her teaching?

G. (Optional) Additional items added by Instructor:

F. Please provide a brief statement in response to the following two questions:

15. What does your instructor do especially well?

16. What could the instructor do to improve his/her teaching?

G. (Optional) Additional items added by Instructor:

F. Please provide a brief statement in response to the following two questions:

15. What does your instructor do especially well?

16. What could the instructor do to improve his/her teaching?

G. (Optional) Additional items added by Instructor:

F. Please provide a brief statement in response to the following two questions:

15. What does your instructor do especially well?

16. What could the instructor do to improve his/her teaching?

G. (Optional) Additional items added by Instructor:

F. Please provide a brief statement in response to the following two questions:

15. What does your instructor do especially well?

16. What could the instructor do to improve his/her teaching?

G. (Optional) Additional items added by Instructor:

F. Please provide a brief statement in response to the following two questions:

15. What does your instructor do especially well?

16. What could the instructor do to improve his/her teaching?

G. (Optional) Additional items added by Instructor:

Course Teaching Evaluations

Institution: SOUTHERN NEW HAMPSHIRE UNIVERSITY

Course Number: MBA635
Course Title: ETHICS, CORPORATE CULTURE & SOCIAL RESPONSIBILITY

Term: SUMMER 2017
Division: MBA (BUSINESS)
Level: GRADUATE
Format: ONLINE

17TW5 Course Evaluation
17TW5 (2017)

Southern New Hampshire University
University College (UC)

Course: MBA-635 X5555 - Ethics, Corp Culture & Soc Res

Department: PCE

Responsible Faculty: Stephanie Raible

Responses / Expected: 9 / 27 (33.33%)

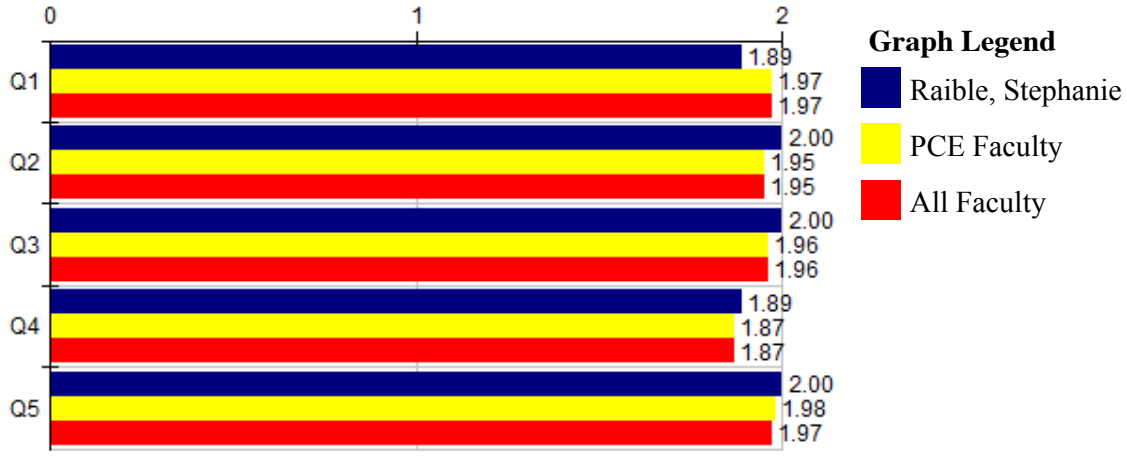

Evaluation 2014		Raible, Stephanie Responses (%)		Raible, Stephanie Individual					--- *Survey Comparisons* --- PCE			--- All		
		YES	NO	N	Mean	Med.	Mode	Std Dev	N	Mean	Pct Rnk	N	Mean	Pct Rnk
Q1	1.The syllabus is clear and outlines the requirements for the course.	88.9%	11.1%	9	1.89	2	2	.31	4.8K	1.97	11	8.8K	1.97	12
Q2	2.The grading criteria for the course are clear.	100%	0	9	2.00	2	2	0	4.8K	1.95	66	8.8K	1.95	65
Q3	3.The assignments, readings and materials are relevant to the course.	100%	0	9	2.00	2	2	0	4.8K	1.96	62	8.8K	1.96	63
Q4	4.The instructions for each assignment are clear.	88.9%	11.1%	9	1.89	2	2	.31	4.8K	1.87	42	8.8K	1.87	42
Q5	5.The page layout and navigation of the course are easy to follow.	100%	0	9	2.00	2	2	0	4.8K	1.98	58	8.8K	1.97	60

Responses: [YES] Yes=2 [NO] No=1
Pct Rnk: Percentile Rank (100 is best, calculated vs. precise Mean)

Q6 - Describe specific things about this course you would change.

Faculty: Raible, Stephanie

Response Rate: 100.00% (9 of 9)

1 n/a

2 The length of short papers should be 5-7 pages rather than 8-10. On the days the short paper are due, they should not be a

discussion.

3 The additional readings and articles were highly relevant and intriguing. The course text was a bit dry.

4 Nothing

5 Nothing. Good course.

6 Nothing, everything was clear and understandable

7 Making the instructions for assignments more clear; they had detail but some sections were lacking information.

8 Group work isn't great in online classes

ELIMINATE GROUP WORK!!! I've said it countless times in these reviews which I don't think get read because every syllabus seems like it's been the same for ten years. It's an awful comparison to say group work is similar to real-life work, some students never check their e-mails, do the work. In real life, employees would be fired, can't fire students. Get rid of it.

9 Update the syllabus and course readings. The readings are four-five years old, referencing old data, get some new readings and make the syllabus read more coherently. These milestone assignments basically all ask for similar information, but are just worded differently, put some effort into the syllabus.

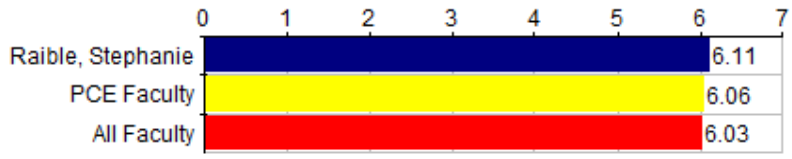

Graph Legend

Raible, Stephanie

PCE Faculty

All Faculty

Evaluation 2014		Raible, Stephanie												--- *Survey Comparisons* ---					
		Responses (%)							Individual					PCE			All	
		1P	2	3	4	5	6	7	N	Mean	Med.	Mode	Std Dev	N	Mean	Pct Rnk	N	Mean	Pct Rnk
Q7	Using a scale from one to seven where seven is “Excellent” and one is “Very Poor,” please rate your overall satisfaction with this course.	0	0	0	11.1%	11.1%	33.3%	44.4%	9	6.11	6	7	.99	4.8K	6.06	45	8.8K	6.03	46

Responses: [1P] 1-Very Poor=1 [2] 2=2 [3] 3=3 [4] 4=4 [5] 5=5 [6] 6=6 [7] 7-Excellent=7
Pct Rnk: Percentile Rank (100 is best, calculated vs. precise Mean)

Evaluation 2014		Responses (%)		Raible, Stephanie Individual					--- *Survey Comparisons* --- PCE			All		
		YES	NO	N	Mean	Med.	Mode	Std Dev	N	Mean	Pct Rnk	N	Mean	Pct Rnk
Q8	1.The instructor demonstrated knowledge of the course content and materials.	100%	0	9	2.00	2	2	0	4.8K	1.97	59	8.8K	1.97	59

Responses: [YES] Yes=2 [NO] No=1
Pct Rnk: Percentile Rank (100 is best, calculated vs. precise Mean)



Evaluation 2014		Responses (%)		Raible, Stephanie Individual					--- *Survey Comparisons* --- PCE			All		
		YES	NO	N	Mean	Med.	Mode	Std Dev	N	Mean	Pct Rnk	N	Mean	Pct Rnk
Q9	2.The instructor responded to my questions and concerns within 24 hours.	87.5%	12.5%	8	1.88	2	2	.33	4.2K	1.92	25	7.7K	1.92	25
Q10	3.The instructor provided helpful responses to my questions and requests.	87.5%	12.5%	8	1.88	2	2	.33	4.2K	1.92	26	7.7K	1.91	28

Responses: [YES] Yes=2 [NO] No=1
Pct Rnk: Percentile Rank (100 is best, calculated vs. precise Mean)



Evaluation 2014

Raible, Stephanie

--- *Survey Comparisons* ---

		Responses (%)		Individual					PCE			All		
		YES	NO	N	Mean	Med.	Mode	Std Dev	N	Mean	Pct Rnk	N	Mean	Pct Rnk
Q11	4.The instructor helped me understand the course content and assignments.	88.9%	11.1%	9	1.89	2	2	.31	4.8K	1.92	29	8.8K	1.91	30
Q12	5.The instructor set clear expectations about the requirements of the course.	100%	0	9	2.00	2	2	0	4.8K	1.93	69	8.8K	1.92	69

Responses: [YES] Yes=2 [NO] No=1
Pct Rnk: Percentile Rank (100 is best, calculated vs. precise Mean)

Q13 - Describe specific things this instructor did well or did not do well.

Faculty: Raible, Stephanie

Response Rate: 100.00% (9 of 9)

1 she was great!

2 n/a

3 n/a

4 The professor did a great job placing me in a group that understands the definition and duty of teamwork. I was very grateful given my past experiences.

5 Stated expectations at beginning of course. Very good instructor.

6 Seems like a knowledgeable teacher, but I don't think summer is the best time for her to teach, seemed disengaged. Grading was all overt he map in some milestones and she was tough to get a hold of. Overall, she was one of the more pleasant professors I've had here, but again, summer isn't the best term for her to teach in.

7 Provided great elaboration and insight to the weekly modules

8 I actually had a lot of requests that the professor answered immediately. She responded quickly, and was very understanding, and professional.

9 Great communication on what was due, course structure, and expectations of course work.

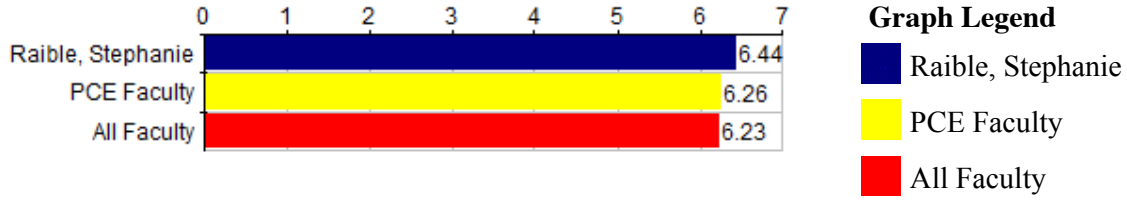

Raible, Stephanie

--- *Survey Comparisons* ---

Evaluation 2014		Responses (%)							Individual					PCE			All		
		1P	2	3	4	5	6	7	N	Mean	Med.	Mode	Std Dev	N	Mean	Pct Rnk	N	Mean	Pct Rnk
Q14	Using a scale from one to seven where	0	0	0	0	22.2%	11.1%	66.7%	9	6.44	7	7	.83	4.8K	6.26	48	8.8K	6.23	50

seven is "Excellent" and one is "Very Poor," please rate your overall satisfaction with this instructor.

Responses: [1P] 1-Very Poor=1 [2] 2=2 [3] 3=3 [4] 4=4 [5] 5=5 [6] 6=6 [7] 7-Excellent=7
Pct Rnk: Percentile Rank (100 is best, calculated vs. precise Mean)

Course Teaching Evaluations

Institution: UNIVERSITY OF MINNESOTA DULUTH

Course Number: CUE1111
Course Title: Creative Problem Solving

Term: Spring 2017
Division: CULTURAL ENTREPRENEURSHIP
Level: UNDERGRADUATE
Format: IN-PERSON

Condensed Item Analysis Report

Course Call # 00903

Filter Raible,Stephanie Elizabeth CUE1111-1-S2017

Filter: Call # = Raible,Stephanie Elizabeth CUE1111-1-S2017

The instructor used appropriate and effective instructional methods

Response	Frequency	Percent	Mean: 5.82
1	0	0.00	
2	0	0.00	
3	0	0.00	
4	1	9.09	
5	0	0.00	
6	10	90.91	

The instructor's teaching style motivated me to learn

Response	Frequency	Percent	Mean: 5.82
1	0	0.00	
2	0	0.00	
3	0	0.00	
4	1	9.09	
5	0	0.00	
6	10	90.91	

The instructor used class time well

Response	Frequency	Percent	Mean: 5.91
1	0	0.00	
2	0	0.00	
3	0	0.00	
4	0	0.00	
5	1	9.09	
6	10	90.91	

The instructor clearly articulated expectations for this course

Response	Frequency	Percent	Mean: 5.64
1	0	0.00	
2	1	9.09	
3	0	0.00	
4	0	0.00	
5	0	0.00	
6	10	90.91	

The instructor provided regular and helpful assessment of my progress in the class

Response	Frequency	Percent	Mean: 5.82
1	0	0.00	
2	0	0.00	
3	0	0.00	
4	1	9.09	
5	0	0.00	
6	10	90.91	

The course assignments, exams, and projects were a good measure of my learning

Response	Frequency	Percent	Mean: 5.64
1	0	0.00	
2	1	9.09	
3	0	0.00	
4	0	0.00	
5	0	0.00	
6	10	90.91	

The instructor created an open, respectful environment that supported my learning

Response	Frequency	Percent	Mean: 5.91
1	0	0.00	
2	0	0.00	
3	0	0.00	
4	0	0.00	
5	1	9.09	
6	10	90.91	

The instructor was available at designated times outside of class

Response	Frequency	Percent	Mean: 5.82
1	0	0.00	
2	0	0.00	
3	0	0.00	
4	1	9.09	
5	0	0.00	
6	10	90.91	

I felt comfortable asking questons in class and/or for help outside of class

Response	Frequency	Percent	Mean: 6.00
1	0	0.00	
2	0	0.00	
3	0	0.00	
4	0	0.00	
5	0	0.00	
6	11	100.00	

The instructor was organized

Response	Frequency	Percent	Mean: 5.91
1	0	0.00	
2	0	0.00	
3	0	0.00	
4	0	0.00	
5	1	9.09	
6	10	90.91	

The instructor graded my work in a timely way

Response	Frequency	Percent	Mean: 6.00
1	0	0.00	
2	0	0.00	
3	0	0.00	
4	0	0.00	
5	0	0.00	
6	11	100.00	

The text(s) and/or other required materials were a necessary part of the course

Response	Frequency	Percent	Mean: 5.91
1	0	0.00	
2	0	0.00	
3	0	0.00	
4	0	0.00	
5	1	9.09	
6	10	90.91	

I would recomment this instructor to a fellow student

Response	Frequency	Percent	Mean: 6.00
1	0	0.00	
2	0	0.00	
3	0	0.00	
4	0	0.00	
5	0	0.00	
6	11	100.00	

Overall, I learned a lot in this course

Response	Frequency	Percent	Mean: 5.82
1	0	0.00	
2	0	0.00	
3	0	0.00	
4	1	9.09	
5	0	0.00	
6	10	90.91	

Item Statistics Report

Course Call # 00903

Filter Raible,Stephanie Elizabeth CUE1111-1-S2017

Filter: Call # = Raible,Stephanie Elizabeth CUE1111-1-S2017

Question			Summary Statistics				Descriptive Statistics				Percentiles			
Item	Sample Size	Excluded	Mean	Variance	Std. Dev.	Std. Error	Skewness	Kurtosis	T Value	Mean Abs. Dev.	Percentile 25%	Median	Percentile 75%	Inter Quart. Rng.
The instructor used appropriate and effective instructional methods	11	0	5.82	0.36	0.60	0.18	-3.32	11.00	32.00	0.33	6	6.00	6	0
The instructor's teaching style motivated me to learn	11	0	5.82	0.36	0.60	0.18	-3.32	11.00	32.00	0.33	6	6.00	6	0
The instructor used class time well	11	0	5.91	0.09	0.30	0.09	-3.32	11.00	65.00	0.17	6	6.00	6	0
The instructor clearly articulated expectations for this course	11	0	5.64	1.45	1.21	0.36	-3.32	11.00	15.50	0.66	6	6.00	6	0
The instructor provided regular and helpful assessment of my progress in the class	11	0	5.82	0.36	0.60	0.18	-3.32	11.00	32.00	0.33	6	6.00	6	0
The course assignments, exams, and projects were a good measure of my learning	11	0	5.64	1.45	1.21	0.36	-3.32	11.00	15.50	0.66	6	6.00	6	0
The instructor created an open, respectful environment that supported my learning	11	0	5.91	0.09	0.30	0.09	-3.32	11.00	65.00	0.17	6	6.00	6	0
The instructor was available at designated times outside of class	11	0	5.82	0.36	0.60	0.18	-3.32	11.00	32.00	0.33	6	6.00	6	0
I felt comfortable asking questons in class and/or for help outside of class	11	0	6.00	0.00	0.00	0.00	-	-	-	0.00	6	6.00	6	0
The instructor was organized	11	0	5.91	0.09	0.30	0.09	-3.32	11.00	65.00	0.17	6	6.00	6	0
The instructor graded my work in a timely way	11	0	6.00	0.00	0.00	0.00	-	-	-	0.00	6	6.00	6	0

Question			Summary Statistics				Descriptive Statistics				Percentiles			
Item	Sample Size	Excluded	Mean	Variance	Std. Dev.	Std. Error	Skewness	Kurtosis	T Value	Mean Abs. Dev.	Percentile 25%	Median	Percentile 75%	Inter Quart. Rng.
The text(s) and/or other required materials were a necessary part of the course	11	0	5.91	0.09	0.30	0.09	-3.32	11.00	65.00	0.17	6	6.00	6	0
I would recomment this instructor to a fellow student	11	0	6.00	0.00	0.00	0.00	-	-	-	0.00	6	6.00	6	0
Overall, I learned a lot in this course	11	0	5.82	0.36	0.60	0.18	-3.32	11.00	32.00	0.33	6	6.00	6	0

F. Please provide a brief statement in response to the following two questions:

15. What does your instructor do especially well?

WELCOMING ENVIRONMENT
CREATED A FAMILY

16. What could the instructor do to improve his/her teaching?

G. (Optional) Additional items added by Instructor:

F. Please provide a brief statement in response to the following two questions:

15. What does your instructor do especially well?

I absolutely loved this class. She is the best teacher/professor I've ever had. She made it very fun and open! I want everyone to take this class!!

16. What could the instructor do to improve his/her teaching?

Nothing. She's awesome

G. (Optional) Additional items added by Instructor:

F. Please provide a brief statement in response to the following two questions:

15. What does your instructor do especially well?

Everything.
But really, interactive lessons where we get up + walk/run around is nice.

16. What could the instructor do to improve his/her teaching?

Nada, she's rad ☺

G. (Optional) Additional items added by Instructor:

F. Please provide a brief statement in response to the following two questions:

15. What does your instructor do especially well?

Literally everything!!!!!

16. What could the instructor do to improve his/her teaching?

G. (Optional) Additional items added by Instructor:

F. Please provide a brief statement in response to the following two questions:

15. What does your instructor do especially well?

taught effectively
Created open environment

16. What could the instructor do to improve his/her teaching?

nothing! :)

G. (Optional) Additional items added by Instructor:

F. Please provide a brief statement in response to the following two questions:

15. What does your instructor do especially well?

Everything. best prof I've had at UMD

16. What could the instructor do to improve his/her teaching?

—

G. (Optional) Additional items added by Instructor:

F. Please provide a brief statement in response to the following two questions:

15. What does your instructor do especially well?

She is very Kind and understanding.
:) best professor

16. What could the instructor do to improve his/her teaching?

Nothing

G. (Optional) Additional items added by Instructor:

F. Please provide a brief statement in response to the following two questions:

15. What does your instructor do especially well?

Everything!!!

16. What could the instructor do to improve his/her teaching?

Stay awesome

G. (Optional) Additional items added by Instructor:

F. Please provide a brief statement in response to the following two questions:

15. What does your instructor do especially well?

It's good fam.

16. What could the instructor do to improve his/her teaching?

G. (Optional) Additional items added by Instructor:

F. Please provide a brief statement in response to the following two questions:

15. What does your instructor do especially well?

Usually don't give all 6's so she did an amazing job

16. What could the instructor do to improve his/her teaching?

Nothing

G. (Optional) Additional items added by Instructor:

F. Please provide a brief statement in response to the following two questions:

15. What does your instructor do especially well?

She is willing to help at extra after class if you have any questions.

16. What could the instructor do to improve his/her teaching?

Nothing ♡

G. (Optional) Additional items added by Instructor:

Course Teaching Evaluations

Institution: UNIVERSITY OF MINNESOTA DULUTH

Course Number: CUE1001
Course Title: Culture Industry and the Creative Economy

Term: Spring 2017
Division: CULTURAL ENTREPRENEURSHIP
Level: UNDERGRADUATE
Format: IN-PERSON

Condensed Item Analysis Report

Course Call # 00902

Filter Raible,Stephanie Elizabeth CUE1001-2-S2017

Filter: Call # = Raible,Stephanie Elizabeth CUE1001-2-S2017

The instructor used appropriate and effective instructional methods

Response	Frequency	Percent	Mean: 5.52
1	0	0.00	
2	0	0.00	
3	0	0.00	
4	1	4.35	
5	9	39.13	
6	13	56.52	

The instructor's teaching style motivated me to learn

Response	Frequency	Percent	Mean: 5.09
1	0	0.00	
2	0	0.00	
3	0	0.00	
4	7	30.43	
5	7	30.43	
6	9	39.13	

The instructor used class time well

Response	Frequency	Percent	Mean: 5.26
1	0	0.00	
2	0	0.00	
3	0	0.00	
4	4	17.39	
5	9	39.13	
6	10	43.48	

The instructor clearly articulated expectations for this course

Response	Frequency	Percent	Mean: 5.09
1	0	0.00	
2	0	0.00	
3	1	4.35	
4	4	17.39	
5	10	43.48	
6	8	34.78	

The instructor provided regular and helpful assessment of my progress in the class

Response	Frequency	Percent	Mean: 4.96
1	0	0.00	
2	0	0.00	
3	0	0.00	
4	4	17.39	
5	16	69.57	
6	3	13.04	

The course assignments, exams, and projects were a good measure of my learning

Response	Frequency	Percent	Mean: 5.26
1	0	0.00	
2	0	0.00	
3	0	0.00	
4	4	17.39	
5	9	39.13	
6	10	43.48	

The instructor created an open, respectful environment that supported my learning

Response	Frequency	Percent	Mean: 5.57
1	0	0.00	
2	0	0.00	
3	0	0.00	
4	3	13.04	
5	4	17.39	
6	16	69.57	

The instructor was available at designated times outside of class

Response	Frequency	Percent	Mean: 5.45
1	0	0.00	
2	0	0.00	
3	0	0.00	
4	3	13.04	
5	6	26.09	
6	13	56.52	
No Response	1	4.35	

I felt comfortable asking questons in class and/or for help outside of class

Response	Frequency	Percent	Mean: 5.35
1	0	0.00	
2	0	0.00	
3	0	0.00	
4	6	26.09	
5	3	13.04	
6	14	60.87	

The instructor was organized

Response	Frequency	Percent	Mean: 5.39
1	0	0.00	
2	0	0.00	
3	0	0.00	
4	2	8.70	
5	10	43.48	
6	11	47.83	

The instructor graded my work in a timely way

Response	Frequency	Percent	Mean: 5.30
1	0	0.00	
2	0	0.00	
3	0	0.00	
4	4	17.39	
5	8	34.78	
6	11	47.83	

The text(s) and/or other required materials were a necessary part of the course

Response	Frequency	Percent	Mean: 5.09
1	0	0.00	
2	0	0.00	
3	0	0.00	
4	7	30.43	
5	7	30.43	
6	9	39.13	

I would recomment this instructor to a fellow student

Response	Frequency	Percent	Mean: 5.65
1	0	0.00	
2	0	0.00	
3	0	0.00	
4	1	4.35	
5	6	26.09	
6	16	69.57	

Overall, I learned a lot in this course

Response	Frequency	Percent	Mean: 5.22
1	0	0.00	
2	0	0.00	
3	0	0.00	
4	4	17.39	
5	10	43.48	
6	9	39.13	

Item Statistics Report

Course Call # 00902

Filter Raible,Stephanie Elizabeth CUE1001-2-S2017

Filter: Call # = Raible,Stephanie Elizabeth CUE1001-2-S2017

Question			Summary Statistics				Descriptive Statistics				Percentiles			
Item	Sample Size	Excluded	Mean	Variance	Std. Dev.	Std. Error	Skewness	Kurtosis	T Value	Mean Abs. Dev.	Percentile 25%	Median	Percentile 75%	Inter Quart. Rng.
The instructor used appropriate and effective instructional methods	23	0	5.52	0.35	0.59	0.12	-0.81	-0.22	44.65	0.54	5	6.00	6	1
The instructor's teaching style motivated me to learn	23	0	5.09	0.72	0.85	0.18	-0.17	-1.61	28.76	0.71	4	5.00	6	2
The instructor used class time well	23	0	5.26	0.57	0.75	0.16	-0.49	-1.00	33.56	0.64	5	5.00	6	1
The instructor clearly articulated expectations for this course	23	0	5.09	0.72	0.85	0.18	-0.66	0.02	28.76	0.64	5	5.00	6	1
The instructor provided regular and helpful assessment of my progress in the class	23	0	4.96	0.32	0.56	0.12	-0.03	0.67	42.27	0.33	5	5.00	5	0
The course assignments, exams, and projects were a good measure of my learning	23	0	5.26	0.57	0.75	0.16	-0.49	-1.00	33.56	0.64	5	5.00	6	1
The instructor created an open, respectful environment that supported my learning	23	0	5.57	0.53	0.73	0.15	-1.41	0.59	36.67	0.60	5	6.00	6	1
The instructor was available at designated times outside of class	22	1	5.45	0.55	0.74	0.16	-1.00	-0.32	34.64	0.64	5	6.00	6	1
I felt comfortable asking questons in class and/or for help outside of class	23	0	5.35	0.78	0.88	0.18	-0.79	-1.27	28.99	0.79	4	6.00	6	2
The instructor was organized	23	0	5.39	0.43	0.66	0.14	-0.62	-0.48	39.39	0.58	5	5.00	6	1
The instructor graded my work in a timely way	23	0	5.30	0.58	0.76	0.16	-0.60	-0.97	33.26	0.67	5	5.00	6	1

Question			Summary Statistics				Descriptive Statistics				Percentiles			
Item	Sample Size	Excluded	Mean	Variance	Std. Dev.	Std. Error	Skewness	Kurtosis	T Value	Mean Abs. Dev.	Percentile 25%	Median	Percentile 75%	Inter Quart. Rng.
The text(s) and/or other required materials were a necessary part of the course	23	0	5.09	0.72	0.85	0.18	-0.17	-1.61	28.76	0.71	4	5.00	6	2
I would recomment this instructor to a fellow student	23	0	5.65	0.33	0.57	0.12	-1.46	1.41	47.33	0.48	5	6.00	6	1
Overall, I learned a lot in this course	23	0	5.22	0.54	0.74	0.15	-0.38	-0.97	34.00	0.61	5	5.00	6	1

F. Please provide a brief statement in response to the following two questions:

15. What does your instructor do especially well?

I liked how you made class fun and enjoyable to be at. For me this class was different since I'm majoring in El Ed.

16. What could the instructor do to improve his/her teaching?

G. (Optional) Additional items added by Instructor:

F. Please provide a brief statement in response to the following two questions:

15. What does your instructor do especially well?

The professor was awesome! She really connected with students. Comfortable classroom atmosphere.

16. What could the instructor do to improve his/her teaching?

Let people to talk more

G. (Optional) Additional items added by Instructor:

F. Please provide a brief statement in response to the following two questions:

15. What does your instructor do especially well?

You did a great job.

16. What could the instructor do to improve his/her teaching?

G. (Optional) Additional items added by Instructor:

F. Please provide a brief statement in response to the following two questions:

15. What does your instructor do especially well?

She is a very fun person w/ an upbeat personality; she made learning enjoyable

16. What could the instructor do to improve his/her teaching?

G. (Optional) Additional items added by Instructor:

F. Please provide a brief statement in response to the following two questions:

15. What does your instructor do especially well?

very friendly, is great at answering questions when needed.

16. What could the instructor do to improve his/her teaching?

not much, I really enjoyed this teacher!

G. (Optional) Additional items added by Instructor:

F. Please provide a brief statement in response to the following two questions:

15. What does your instructor do especially well?

Explains instructions + gives good examples

16. What could the instructor do to improve his/her teaching?

Call on people to get class conversations going

G. (Optional) Additional items added by Instructor:

F. Please provide a brief statement in response to the following two questions:

15. What does your instructor do especially well?

She's funny and relates to us students well.

16. What could the instructor do to improve his/her teaching?

Not really sure, I feel like you did best you could for this subject

G. (Optional) Additional items added by Instructor:

F. Please provide a brief statement in response to the following two questions:

15. What does your instructor do especially well?

- Having a good structure to the class.

16. What could the instructor do to improve his/her teaching?

- keep the class engaged at some points during class

G. (Optional) Additional items added by Instructor:

CVE 1001 - 002

F. Please provide a brief statement in response to the following two questions:

15. What does your instructor do especially well?

Lets you know what needs to be done by what date.

16. What could the instructor do to improve his/her teaching?

More examples of big project at the end of the semester.

G. (Optional) Additional items added by Instructor:

F. Please provide a brief statement in response to the following two questions:

15. What does your instructor do especially well?

Made the class feel like it is ok to talk and ask questions.
Had a very good mood very single day the whole semester
Left attendance up to us

16. What could the instructor do to improve his/her teaching?

Maybe add quizzes or some other way to get points

G. (Optional) Additional items added by Instructor:

F. Please provide a brief statement in response to the following two questions:

15. What does your instructor do especially well?

- Brought energy to an early morning class

16. What could the instructor do to improve his/her teaching?

- not try so hard to force team building exercises

G. (Optional) Additional items added by Instructor:

F. Please provide a brief statement in response to the following two questions:

15. What does your instructor do especially well?

She did well in making every one feel comfortable. was very kind & understanding

16. What could the instructor do to improve his/her teaching?

She could have more class activities to engage peopu

G. (Optional) Additional items added by Instructor:

F. Please provide a brief statement in response to the following two questions:

15. What does your instructor do especially well?

Makes the learning environment very comfortable and open.

16. What could the instructor do to improve his/her teaching?

Make the class activities tie into the topics a little more.

G. (Optional) Additional items added by Instructor:

F. Please provide a brief statement in response to the following two questions:

15. What does your instructor do especially well?

Does a good job making class interesting & fun. Has assignments that are engaging instead of just exams. I liked this class a lot

16. What could the instructor do to improve his/her teaching?

maybe do something other than a paper every week

G. (Optional) Additional items added by Instructor:

F. Please provide a brief statement in response to the following two questions:

15. What does your instructor do especially well?

- no exams was nice
- nice person, and knowledgable on the economy

16. What could the instructor do to improve his/her teaching?

- don't worry about our awkward class it wasn't you it was the class and the classroom
- Change rooms

G. (Optional) Additional items added by Instructor:

F. Please provide a brief statement in response to the following two questions:

15. What does your instructor do especially well?

She was great at making class seem like it wasn't a waste of time.

I enjoyed it very much!

16. What could the instructor do to improve his/her teaching?

At times it took a while to get grades back.

G. (Optional) Additional items added by Instructor:

F. Please provide a brief statement in response to the following two questions:

15. What does your instructor do especially well?

She is very nice and encouraging to her students.

16. What could the instructor do to improve his/her teaching?

Getting the class to participate in discussions.

G. (Optional) Additional items added by Instructor:

F. Please provide a brief statement in response to the following two questions:

15. What does your instructor do especially well?

*kept an up beat attitude when the class didn't feel like engaging in convo

16. What could the instructor do to improve his/her teaching?

Nothing, however maybe have the assignments due during the week when everyone is in "school mode"

G. (Optional) Additional items added by Instructor:

F. Please provide a brief statement in response to the following two questions:

15. What does your instructor do especially well?

very understanding & down to earth
intelligent knows her stuff

16. What could the instructor do to improve his/her teaching?

NA

G. (Optional) Additional items added by Instructor:

F. Please provide a brief statement in response to the following two questions:

15. What does your instructor do especially well?

She was very respectfull and didn't put pressure on students to answer questions

16. What could the instructor do to improve his/her teaching?

G. (Optional) Additional items added by Instructor:

F. Please provide a brief statement in response to the following two questions:

15. What does your instructor do especially well?

16. What could the instructor do to improve his/her teaching?

G. (Optional) Additional items added by Instructor:

F. Please provide a brief statement in response to the following two questions:

15. What does your instructor do especially well?

Good job getting class engaged

16. What could the instructor do to improve his/her teaching?

Nothing

G. (Optional) Additional items added by Instructor:

F. Please provide a brief statement in response to the following two questions:

15. What does your instructor do especially well?

overall has a welcoming classroom environment & offers insightful information ~~for~~ for a CHE major like myself.

16. What could the instructor do to improve his/her teaching?

spend more time explaining final project and give us more time to be thurough.

G. (Optional) Additional items added by Instructor:

Course Teaching Evaluations

Institution: UNIVERSITY OF MINNESOTA DULUTH

Course Number: CUE3101
Course Title: Design Thinking and Conceptual Competences

Term: Spring 2017
Division: CULTURAL ENTREPRENEURSHIP
Level: UNDERGRADUATE
Format: IN-PERSON

Condensed Item Analysis Report

Course Call # 00905

Filter Raible,Stephanie Elizabeth CUE3101-1-S2017

Filter: Call # = Raible,Stephanie Elizabeth CUE3101-1-S2017

The instructor used appropriate and effective instructional methods

Response	Frequency	Percent	Mean: 5.75
1	0	0.00	
2	0	0.00	
3	0	0.00	
4	0	0.00	
5	1	25.00	
6	3	75.00	

The instructor's teaching style motivated me to learn

Response	Frequency	Percent	Mean: 6.00
1	0	0.00	
2	0	0.00	
3	0	0.00	
4	0	0.00	
5	0	0.00	
6	4	100.00	

The instructor used class time well

Response	Frequency	Percent	Mean: 6.00
1	0	0.00	
2	0	0.00	
3	0	0.00	
4	0	0.00	
5	0	0.00	
6	4	100.00	

The instructor clearly articulated expectations for this course

Response	Frequency	Percent	Mean: 5.25
1	0	0.00	
2	0	0.00	
3	0	0.00	
4	1	25.00	
5	1	25.00	
6	2	50.00	

The instructor provided regular and helpful assessment of my progress in the class

Response	Frequency	Percent	Mean: 5.50
1	0	0.00	
2	0	0.00	
3	0	0.00	
4	0	0.00	
5	2	50.00	
6	2	50.00	

The course assignments, exams, and projects were a good measure of my learning

Response	Frequency	Percent	Mean: 5.75
1	0	0.00	
2	0	0.00	
3	0	0.00	
4	0	0.00	
5	1	25.00	
6	3	75.00	

The instructor created an open, respectful environment that supported my learning

Response	Frequency	Percent	Mean: 6.00
1	0	0.00	
2	0	0.00	
3	0	0.00	
4	0	0.00	
5	0	0.00	
6	4	100.00	

The instructor was available at designated times outside of class

Response	Frequency	Percent	Mean: 5.75
1	0	0.00	
2	0	0.00	
3	0	0.00	
4	0	0.00	
5	1	25.00	
6	3	75.00	

I felt comfortable asking questons in class and/or for help outside of class

Response	Frequency	Percent	Mean: 5.75
1	0	0.00	
2	0	0.00	
3	0	0.00	
4	0	0.00	
5	1	25.00	
6	3	75.00	

The instructor was organized

Response	Frequency	Percent	Mean: 5.75
1	0	0.00	
2	0	0.00	
3	0	0.00	
4	0	0.00	
5	1	25.00	
6	3	75.00	

The instructor graded my work in a timely way

Response	Frequency	Percent	Mean: 5.75
1	0	0.00	
2	0	0.00	
3	0	0.00	
4	0	0.00	
5	1	25.00	
6	3	75.00	

The text(s) and/or other required materials were a necessary part of the course

Response	Frequency	Percent	Mean: 6.00
1	0	0.00	
2	0	0.00	
3	0	0.00	
4	0	0.00	
5	0	0.00	
6	4	100.00	

I would recomment this instructor to a fellow student

Response	Frequency	Percent	Mean: 6.00
1	0	0.00	
2	0	0.00	
3	0	0.00	
4	0	0.00	
5	0	0.00	
6	4	100.00	

Overall, I learned a lot in this course

Response	Frequency	Percent	Mean: 6.00
1	0	0.00	
2	0	0.00	
3	0	0.00	
4	0	0.00	
5	0	0.00	
6	4	100.00	

Item Statistics Report

Course Call # 00905

Filter Raible,Stephanie Elizabeth CUE3101-1-S2017

Filter: Call # = Raible,Stephanie Elizabeth CUE3101-1-S2017

Question			Summary Statistics				Descriptive Statistics				Percentiles			
Item	Sample Size	Excluded	Mean	Variance	Std. Dev.	Std. Error	Skewness	Kurtosis	T Value	Mean Abs. Dev.	Percentile 25%	Median	Percentile 75%	Inter Quart. Rng.
The instructor used appropriate and effective instructional methods	4	0	5.75	0.25	0.50	0.25	-2.00	4.00	23.00	0.38	5.5	6.00	6	0.5
The instructor's teaching style motivated me to learn	4	0	6.00	0.00	0.00	0.00	-	-	-	0.00	6	6.00	6	0
The instructor used class time well	4	0	6.00	0.00	0.00	0.00	-	-	-	0.00	6	6.00	6	0
The instructor clearly articulated expectations for this course	4	0	5.25	0.92	0.96	0.48	-0.85	-1.29	10.97	0.75	4.5	5.50	6	1.5
The instructor provided regular and helpful assessment of my progress in the class	4	0	5.50	0.33	0.58	0.29	0.00	-6.00	19.05	0.50	5	5.50	6	1
The course assignments, exams, and projects were a good measure of my learning	4	0	5.75	0.25	0.50	0.25	-2.00	4.00	23.00	0.38	5.5	6.00	6	0.5
The instructor created an open, respectful environment that supported my learning	4	0	6.00	0.00	0.00	0.00	-	-	-	0.00	6	6.00	6	0
The instructor was available at designated times outside of class	4	0	5.75	0.25	0.50	0.25	-2.00	4.00	23.00	0.38	5.5	6.00	6	0.5
I felt comfortable asking questons in class and/or for help outside of class	4	0	5.75	0.25	0.50	0.25	-2.00	4.00	23.00	0.38	5.5	6.00	6	0.5
The instructor was organized	4	0	5.75	0.25	0.50	0.25	-2.00	4.00	23.00	0.38	5.5	6.00	6	0.5
The instructor graded my work in a timely way	4	0	5.75	0.25	0.50	0.25	-2.00	4.00	23.00	0.38	5.5	6.00	6	0.5

Question			Summary Statistics				Descriptive Statistics				Percentiles			
Item	Sample Size	Excluded	Mean	Variance	Std. Dev.	Std. Error	Skewness	Kurtosis	T Value	Mean Abs. Dev.	Percentile 25%	Median	Percentile 75%	Inter Quart. Rng.
The text(s) and/or other required materials were a necessary part of the course	4	0	6.00	0.00	0.00	0.00	-	-	-	0.00	6	6.00	6	0
I would recomment this instructor to a fellow student	4	0	6.00	0.00	0.00	0.00	-	-	-	0.00	6	6.00	6	0
Overall, I learned a lot in this course	4	0	6.00	0.00	0.00	0.00	-	-	-	0.00	6	6.00	6	0

F. Please provide a brief statement in response to the following two questions:

15. What does your instructor do especially well?

She makes them room such a comfortable atmosphere and you really get to know everyone - She's also very flexible.

16. What could the instructor do to improve his/her teaching?

Make "set" due dates and assignment guidelines so that people don't panic, and the be flexible when things go differently.

G. (Optional) Additional items added by Instructor:

F. Please provide a brief statement in response to the following two questions:

15. What does your instructor do especially well?

She does a really good job of keeping you engaged and wanting to learn.

16. What could the instructor do to improve his/her teaching?

G. (Optional) Additional items added by Instructor:

F. Please provide a brief statement in response to the following two questions:

15. What does your instructor do especially well?

She is very considerate, and works well with student. She shows passion in her work, and really supports students in their paths to succeed. She has unusual methods of teaching that often register well with students. Great professor.

16. What could the instructor do to improve his/her teaching?

Not Sure.

G. (Optional) Additional items added by Instructor:

F. Please provide a brief statement in response to the following two questions:

15. What does your instructor do especially well?

Stephanie does a great job being flexible with Students to maximize their learning throughout the course. Always available for questions/ concerns and just a great teacher.

16. What could the instructor do to improve his/her teaching?

G. (Optional) Additional items added by Instructor:

Course Teaching Evaluations

Institution: CLAREMONT LINCOLN UNIVERSITY

Course Number: MEL5307
Course Title: Shadow Sides: Power, Meaning, and Money

Term: WINTER 2017
Division: ETHICAL LEADERSHIP
Level: GRADUATE
Format: ONLINE

Claremont Lincoln University
JAN17 End-of-Course Student Evaluations

Course: MEL5307ShadowSides: Power,MoneyandMeaning: MEL 5307 Shadow Sides: Power, Money and Meaning (17-Jan)

Instructor: Stephanie Raible

1 - Applications to Professional Practice

This course builds understanding of concepts and principles through exploration.

Response Option	Weight	Frequency	Percent	Percent Responses	Means
Strongly Disagree	(1)	0	0%		4.67
Disagree	(2)	0	0%		
Neither	(3)	0	0%		
Agree	(4)	3	33.33%		
Strongly Agree	(5)	6	66.67%		
				0 25 50 75 100	Course

Return Rate	Mean	STD	Median
9/11 (81.82%)	4.67	0.50	5.00

1 - Applications to Professional Practice

This course emphasizes problem solving.

Response Option	Weight	Frequency	Percent	Percent Responses	Means
Strongly Disagree	(1)	0	0%		4.33
Disagree	(2)	0	0%		
Neither	(3)	1	11.11%		
Agree	(4)	4	44.44%		
Strongly Agree	(5)	4	44.44%		
				0 25 50 75 100	Course

Return Rate	Mean	STD	Median
9/11 (81.82%)	4.33	0.71	4.00

1 - Applications to Professional Practice

Practical examples were used to relate concepts to professional practice in real life situations.

Response Option	Weight	Frequency	Percent	Percent Responses	Means
Strongly Disagree	(1)	0	0%		4.67
Disagree	(2)	0	0%		
Neither	(3)	0	0%		
Agree	(4)	3	33.33%		
Strongly Agree	(5)	6	66.67%		
				0 25 50 75 100	Course

Return Rate	Mean	STD	Median
9/11 (81.82%)	4.67	0.50	5.00

1 - Applications to Professional Practice

This course includes a sufficient number of practical exercises.

Response Option	Weight	Frequency	Percent	Percent Responses	Means
Strongly Disagree	(1)	0	0%		4.63
Disagree	(2)	0	0%		
Neither	(3)	0	0%		
Agree	(4)	3	37.5%		
Strongly Agree	(5)	5	62.5%		
				0 25 50 75 100	Course

Return Rate	Mean	STD	Median
8/11 (72.73%)	4.63	0.52	5.00

Claremont Lincoln University
JAN17 End-of-Course Student Evaluations

Course: MEL5307ShadowSides: Power,MoneyandMeaning: MEL 5307 Shadow Sides: Power, Money and Meaning (17-Jan)

Instructor: Stephanie Raible

1 - Applications to Professional Practice

I have learned information / skills in this course that apply to my personal objectives or career.

Response Option	Weight	Frequency	Percent	Percent Responses	Means
Strongly Disagree	(1)	0	0%		4.63
Disagree	(2)	0	0%		
Neither	(3)	0	0%		
Agree	(4)	3	37.5%		
Strongly Agree	(5)	5	62.5%		
				0 25 50 75 100	Course

Return Rate	Mean	STD	Median
8/11 (72.73%)	4.63	0.52	5.00

2 - Course Management

Instructional technology is well coordinated with course materials.

Response Option	Weight	Frequency	Percent	Percent Responses	Means
Stronly Disagree	(1)	0	0%		4.89
Disagree	(2)	0	0%		
Neither	(3)	0	0%		
Agree	(4)	1	11.11%		
Strongly Agree	(5)	8	88.89%		
				0 25 50 75 100	Course

Return Rate	Mean	STD	Median
9/11 (81.82%)	4.89	0.33	5.00

2 - Course Management

The instructor was effective in teaching the subject matter of this course.

Response Option	Weight	Frequency	Percent	Percent Responses	Means
Stronly Disagree	(1)	0	0%		4.67
Disagree	(2)	0	0%		
Neither	(3)	0	0%		
Agree	(4)	3	33.33%		
Strongly Agree	(5)	6	66.67%		
				0 25 50 75 100	Course

Return Rate	Mean	STD	Median
9/11 (81.82%)	4.67	0.50	5.00

2 - Course Management

The instructor was responsive to questions and concerns.

Response Option	Weight	Frequency	Percent	Percent Responses	Means
Stronly Disagree	(1)	0	0%		4.89
Disagree	(2)	0	0%		
Neither	(3)	0	0%		
Agree	(4)	1	11.11%		
Strongly Agree	(5)	8	88.89%		
				0 25 50 75 100	Course

Return Rate	Mean	STD	Median
9/11 (81.82%)	4.89	0.33	5.00

Claremont Lincoln University
JAN17 End-of-Course Student Evaluations

Course: MEL5307ShadowSides: Power,MoneyandMeaning: MEL 5307 Shadow Sides: Power, Money and Meaning (17-Jan)

Instructor: Stephanie Raible

2 - Course Management

The instructor helped to keep course participants engaged and participating in productive dialogue.

Response Option	Weight	Frequency	Percent	Percent Responses	Means
Stronly Disagree	(1)	0	0%		4.78
Disagree	(2)	0	0%		
Neither	(3)	0	0%		
Agree	(4)	2	22.22%		
Strongly Agree	(5)	7	77.78%		
				0 25 50 75 100	Course

Return Rate	Mean	STD	Median
9/11 (81.82%)	4.78	0.44	5.00

2 - Course Management

My instructor gives appropriate / timely feedback on my performance.

Response Option	Weight	Frequency	Percent	Percent Responses	Means
Stronly Disagree	(1)	0	0%		4.56
Disagree	(2)	0	0%		
Neither	(3)	1	11.11%		
Agree	(4)	2	22.22%		
Strongly Agree	(5)	6	66.67%		
				0 25 50 75 100	Course

Return Rate	Mean	STD	Median
9/11 (81.82%)	4.56	0.73	5.00

3 - Course - Overall

Overall, I rate this course as:

Response Option	Weight	Frequency	Percent	Percent Responses	Means
Very Poor	(1)	0	0%		4.56
Poor	(2)	0	0%		
Fair	(3)	1	11.11%		
Good	(4)	2	22.22%		
Excellent	(5)	6	66.67%		
				0 25 50 75 100	Course

Return Rate	Mean	STD	Median
9/11 (81.82%)	4.56	0.73	5.00

4 - Instructor - Overall

Overall, I rate this instructor as:

Response Option	Weight	Frequency	Percent	Percent Responses	Means
Very Poor	(1)	0	0%		4.89
Poor	(2)	0	0%		
Fair	(3)	0	0%		
Good	(4)	1	11.11%		
Excellent	(5)	8	88.89%		
				0 25 50 75 100	Course

Return Rate	Mean	STD	Median
9/11 (81.82%)	4.89	0.33	5.00

Claremont Lincoln University
JAN17 End-of-Course Student Evaluations

Course: MEL5307ShadowSides: Power,MoneyandMeaning: MEL 5307 Shadow Sides: Power, Money and Meaning (17-Jan)

Instructor: Stephanie Raible

5 - Additional comments about this instructor:

• I would've enjoyed Stephanie as an instructor in one of my other CLU leadership courses. She appears to have excellent knowledge and education in regards to leadership principles/concepts. The fact that she is a woman teaching leadership concepts gives me hope for today's female leaders and female leaders of the future. No, this is not a sexist comment. Academia needs more female leaders teaching, mentoring tomorrow's female and male leaders!

• Stephanie was a great instructor and resource. She was active on the discussion boards, responsive to student questions and was clear in her instructions. I appreciated her knowledge of MMP and how she encouraged discussion with questions and additional resources.

• Stephanie challenged us to expand our thinking and asked questions that opened up the discussions past the original prompts, which I found useful and compelling. She seemed to enjoy leading our learning and guiding us through the materials. I would suggest that perhaps she include an APA helpful tip sheet at the top of her courses because she was a lot more picky about the APA than any other CLU professor has been, which isn't a bad thing, it was only that it startled me to lose points on things that had never been a problem before. I try very hard to understand and follow the APA, and I use the APA printed and online resources, but my brain just doesn't work that way, and so a cheat sheet of her particular pet peeves would have helped me a lot. I appreciate her looking out for stepping up the use of APA for more advanced academic papers, even if I don't expect to get to any next level/s!

6 - Learning Objectives: As a result of this course, I am able to:

1. Identify and analyze how money, meaning, and power is regarded broadly and used by organizations.

Response Option	Weight	Frequency	Percent	Percent Responses	Means
Strongly Disagree	(1)	0	0%		4.56
Disagree	(2)	0	0%		
Neither	(3)	0	0%		
Agree	(4)	4	44.44%		
Strongly Agree	(5)	5	55.56%		
				0 25 50 75 100	Course

Return Rate	Mean	STD	Median
9/11 (81.82%)	4.56	0.53	5.00

6 - Learning Objectives: As a result of this course, I am able to:

2. Assess leadership's ability to affect environmental, political, cultural, and economic issues relevant to money, meaning, and power.

Response Option	Weight	Frequency	Percent	Percent Responses	Means
Strongly Disagree	(1)	0	0%		4.67
Disagree	(2)	0	0%		
Neither	(3)	0	0%		
Agree	(4)	3	33.33%		
Strongly Agree	(5)	6	66.67%		
				0 25 50 75 100	Course

Return Rate	Mean	STD	Median
9/11 (81.82%)	4.67	0.50	5.00

6 - Learning Objectives: As a result of this course, I am able to:

3. Critically evaluate unethical and toxic uses of power by those in positions of leadership.

Response Option	Weight	Frequency	Percent	Percent Responses	Means
Strongly Disagree	(1)	0	0%		4.78
Disagree	(2)	0	0%		
Neither	(3)	0	0%		
Agree	(4)	2	22.22%		
Strongly Agree	(5)	7	77.78%		
				0 25 50 75 100	Course

Return Rate	Mean	STD	Median
9/11 (81.82%)	4.78	0.44	5.00

Claremont Lincoln University
JAN17 End-of-Course Student Evaluations

Course: MEL5307ShadowSides: Power,MoneyandMeaning: MEL 5307 Shadow Sides: Power, Money and Meaning (17-Jan)

Instructor: Stephanie Raible

6 - Learning Objectives: As a result of this course, I am able to:

4. Evaluate current practices in the areas of social entrepreneurship, social business, and corporate social responsibility

Response Option	Weight	Frequency	Percent	Percent Responses	Means
Strongly Disagree	(1)	0	0%		4.33
Disagree	(2)	1	11.11%		
Neither	(3)	0	0%		
Agree	(4)	3	33.33%		
Strongly Agree	(5)	5	55.56%		
				0 25 50 75 100	Course

Return Rate	Mean	STD	Median
9/11 (81.82%)	4.33	1.00	5.00

6 - Learning Objectives: As a result of this course, I am able to:

5. Build the interests and gain the skills needed to strategically plan and lead projects for ethical, sustainable ends.

Response Option	Weight	Frequency	Percent	Percent Responses	Means
Strongly Disagree	(1)	0	0%		4.56
Disagree	(2)	0	0%		
Neither	(3)	0	0%		
Agree	(4)	4	44.44%		
Strongly Agree	(5)	5	55.56%		
				0 25 50 75 100	Course

Return Rate	Mean	STD	Median
9/11 (81.82%)	4.56	0.53	5.00

7 - Additional Comments:

• Based on the classes responses to the week 9 dialogue, I think that future classes could use a little bit more leveling dialogue. I respect that each of us is going to look at and engage all material differently, but I think that there is quite a disparity of application. As it is, I am not sure that our class would even define the terms "Power, Money, Meaning, or Shadow Sides" the same. I would enjoy a little bit more conversation about what these terms are before we start looking at examples and case study. That leaves it up to us to guess what these things mean or to make our meanings personal. Without adequate interaction, we end up talking around each other sometimes instead of truly engaging. As far as learning objective 4 goes, while we talked about the social dynamic of existence, we did not really get into evaluation. There is simply not enough time in 10 weeks to fully digest and explore what is working and what does not work. Beyond that, there are the fundamentals of the context of social entrepreneurship and business that need to be ethically evaluated. That single objective could be an entire course. It could actually be a quite useful course.

• Really gained a clear perspective on the realities of toxic leaders and shadow sides and money, meaning, and power. The learning from the course will definitely strengthen me professionally as making more meaning full decision can take place as I really pay attention to intentions of people and make sure everyone understands purpose of work we are doing.

• I would've appreciated more instruction and discussion time related to social entrepreneurship:/ I felt that we rushed through the Bornstein and Davis text. In future, perhaps less time can be spent on toxic leadership (negative) and more time spent on collaborative social enterprise as a change-maker (positive)?

• Excellent instructor!

• I would have enjoyed more time with the social enterprise materials and information. It was uplifting to get to learning about potential positive application of leadership and organizational founding, development and structure, even with the challenges inherent in the application/use of SE in the real world.

Course Teaching Evaluations

Institution: UNIVERSITY OF MINNESOTA DULUTH

Course Number: CUE1111
Course Title: Creative Problem Solving

Term: Fall 2016
Division: CULTURAL ENTREPRENEURSHIP
Level: UNDERGRADUATE
Format: IN-PERSON

Condensed Item Analysis Report

Course Call # 11011 **Semester** 3 **Year** 16

Filter: Call # = Raible,Stephanie Elizabeth CUE1111-001-F2016

The instructor used appropriate and effective instructional methods

Response	Frequency	Percent	Mean: 5.50
1	0	0.00	
2	0	0.00	
3	0	0.00	
4	1	12.50	
5	2	25.00	
6	5	62.50	
Missing	0	0.00	

The instructor's teaching style motivated me to learn

Response	Frequency	Percent	Mean: 5.14
1	0	0.00	
2	0	0.00	
3	0	0.00	
4	2	25.00	
5	2	25.00	
6	3	37.50	
Missing	1	12.50	

The instructor used class time well

Response	Frequency	Percent	Mean: 5.29
1	0	0.00	
2	0	0.00	
3	0	0.00	
4	2	25.00	
5	1	12.50	
6	4	50.00	
Missing	1	12.50	

The instructor clearly articulated expectations for this course

Response	Frequency	Percent	Mean: 5.00
1	0	0.00	
2	0	0.00	
3	0	0.00	
4	2	25.00	
5	3	37.50	
6	2	25.00	
Missing	1	12.50	

The instructor provided regular and helpful assessment of my progress in the class

Response	Frequency	Percent	Mean: 5.13
1	0	0.00	
2	0	0.00	
3	1	12.50	
4	1	12.50	
5	2	25.00	
6	4	50.00	
Missing	0	0.00	

The course assignments, exams, and projects were a good measure of my learing

Response	Frequency	Percent	Mean: 5.00
1	0	0.00	
2	0	0.00	
3	0	0.00	
4	2	25.00	
5	4	50.00	
6	2	25.00	
Missing	0	0.00	

The instructor created an open, respectful environment that supported my learning

Response	Frequency	Percent	Mean: 5.71
1	0	0.00	
2	0	0.00	
3	0	0.00	
4	1	12.50	
5	0	0.00	
6	6	75.00	
Missing	1	12.50	

The instructor was available to designated times outside of class

Response	Frequency	Percent	Mean: 5.38
1	0	0.00	
2	0	0.00	
3	0	0.00	
4	1	12.50	
5	3	37.50	
6	4	50.00	
Missing	0	0.00	

I felt comfortable asking questions in class and/or for help outside of class

Response	Frequency	Percent	Mean: 5.38
1	0	0.00	
2	0	0.00	
3	1	12.50	
4	0	0.00	
5	2	25.00	
6	5	62.50	
Missing	0	0.00	

The instructor was organized

Response	Frequency	Percent	Mean: 5.75
1	0	0.00	
2	0	0.00	
3	0	0.00	
4	0	0.00	
5	2	25.00	
6	6	75.00	
Missing	0	0.00	

The instructor graded my work in a timely way

Response	Frequency	Percent	Mean: 5.63
1	0	0.00	
2	0	0.00	
3	0	0.00	
4	0	0.00	
5	3	37.50	
6	5	62.50	
Missing	0	0.00	

The text(s) and/or other required materials were a necessary part of the course

Response	Frequency	Percent	Mean: 5.29
1	0	0.00	
2	0	0.00	
3	0	0.00	
4	2	25.00	
5	1	12.50	
6	4	50.00	
Missing	1	12.50	

I would recommend this instructor to a fellow student

Response	Frequency	Percent	Mean: 5.71
1	0	0.00	
2	0	0.00	
3	0	0.00	
4	0	0.00	
5	2	25.00	
6	5	62.50	
Missing	1	12.50	

Overall, I learned a lot in this course

Response	Frequency	Percent	Mean: 5.00
1	0	0.00	
2	0	0.00	
3	0	0.00	
4	3	37.50	
5	2	25.00	
6	3	37.50	
Missing	0	0.00	

Item Statistics Report

Course Call # 11011 **Semester** 3 **Year** 16

Filter: Call # = Raible,Stephanie Elizabeth CUE1111-001-F2016

Question			Summary Statistics				Descriptive Statistics				Percentiles			
Item	Sample Size	Missing & NA	Mean	Variance	Std. Dev.	Std. Error	Skewness	Kurtosis	T Value	Mean Abs. Dev.	Percentile 25%	Median	Percentile 75%	Inter Quart. Rng.
The instructor used appropriate and effective instructional methods	8	0	5.50	0.57	0.76	0.27	-1.32	0.88	20.58	0.63	5	6.00	6	1
The instructor's teaching style motivated me to learn	7	1	5.14	0.81	0.90	0.34	-0.35	-1.82	15.12	0.73	4	5.00	6	2
The instructor used class time well	7	1	5.29	0.90	0.95	0.36	-0.76	-1.69	14.70	0.82	4	6.00	6	2
The instructor clearly articulated expectations for this course	7	1	5.00	0.67	0.82	0.31	0.00	-1.20	16.20	0.57	4	5.00	6	2
The instructor provided regular and helpful assessment of my progress in the class	8	0	5.13	1.27	1.13	0.40	-1.11	0.29	12.87	0.88	4.5	5.50	6	1.5
The course assignments, exams, and projects were a good measure of my learing	8	0	5.00	0.57	0.76	0.27	0.00	-0.70	18.71	0.50	4.5	5.00	5.5	1
The instructor created an open, respectful environment that supported my learning	7	1	5.71	0.57	0.76	0.29	-2.65	7.00	20.00	0.49	6	6.00	6	0
The instructor was available to designated times outside of class	8	0	5.38	0.55	0.74	0.26	-0.82	-0.15	20.43	0.63	5	5.50	6	1
I felt comfortable asking questions in class and/or for help outside of class	8	0	5.38	1.13	1.06	0.38	-1.96	3.94	14.33	0.78	5	6.00	6	1
The instructor was organized	8	0	5.75	0.21	0.46	0.16	-1.44	0.00	35.13	0.38	5.5	6.00	6	0.5
The instructor graded my work in a timely way	8	0	5.63	0.27	0.52	0.18	-0.64	-2.24	30.74	0.47	5	6.00	6	1
The text(s) and/or other required materials were a necessary part of the course	7	1	5.29	0.90	0.95	0.36	-0.76	-1.69	14.70	0.82	4	6.00	6	2

Question			Summary Statistics				Descriptive Statistics				Percentiles			
Item	Sample Size	Missing & NA	Mean	Variance	Std. Dev.	Std. Error	Skewness	Kurtosis	T Value	Mean Abs. Dev.	Percentile 25%	Median	Percentile 75%	Inter Quart. Rng.
I would recommend this instructor to a fellow student	7	1	5.71	0.24	0.49	0.18	-1.23	-0.84	30.98	0.41	5	6.00	6	1
Overall, I learned a lot in this course	8	0	5.00	0.86	0.93	0.33	0.00	-2.10	15.28	0.75	4	5.00	6	2

F. Please provide a brief statement in response to the following two questions:

15. What does your instructor do especially well?

Involve the entire class and create an excellent learning environment.

16. What could the instructor do to improve his/her teaching?

The homework scheduling improved greatly midway through the semester and was great.

G. (Optional) Additional items added by Instructor:

F. Please provide a brief statement in response to the following two questions:

15. What does your instructor do especially well?

- Allow a friendly work and learning place

16. What could the instructor do to improve his/her teaching?

- Tests, but its okay.

G. (Optional) Additional items added by Instructor:

F. Please provide a brief statement in response to the following two questions:

15. What does your instructor do especially well?

I think that my instructor does a good job at trying to get us to know eachother, but ourselves as well, as an individual.

16. What could the instructor do to improve his/her teaching?

Nothing really. I personally really like the way that she teaches.

G. (Optional) Additional items added by Instructor:

F. Please provide a brief statement in response to the following two questions:

15. What does your instructor do especially well?

She was very organized in class and on Moodle. She often checked in with my classmates and I to see how we were doing in the course.

16. What could the instructor do to improve his/her teaching?

G. (Optional) Additional items added by Instructor:

F. Please provide a brief statement in response to the following two questions:

15. What does your instructor do especially well?

She does a really good job of motivating you to participate and talk in class.

16. What could the instructor do to improve his/her teaching?

Nothing I can think of, awesome class!

G. (Optional) Additional items added by Instructor:

F. Please provide a brief statement in response to the following two questions:

15. What does your instructor do especially well?

has a free flowing, friendly environment that brings out the voices of all students.

16. What could the instructor do to improve his/her teaching?

solidify dates earlier for in class projects.

G. (Optional) Additional items added by Instructor:

F. Please provide a brief statement in response to the following two questions:

15. What does your instructor do especially well?

She used many in class exercises that helped to show a certain topic.

16. What could the instructor do to improve his/her teaching?

It would be nice to have a more planned Schedule or have a book to go off of.

G. (Optional) Additional items added by Instructor:

F. Please provide a brief statement in response to the following two questions:

15. What does your instructor do especially well?

Creates a good atmosphere by trying to get everyone engaged.

16. What could the instructor do to improve his/her teaching?

Be more confident.

G. (Optional) Additional items added by Instructor:

Course Teaching Evaluations

Institution: UNIVERSITY OF MINNESOTA DULUTH

Course Number: CUE1001
Course Title: Culture Industry and the Creative Economy

Term: Fall 2016
Division: CULTURAL ENTREPRENEURSHIP
Level: UNDERGRADUATE
Format: IN-PERSON

Condensed Item Analysis Report

Course Call # 11012 **Semester** 3 **Year** 16

Filter: Call # = Raible,Stephanie Elizabeth CUE1001-002-F2016

The instructor used appropriate and effective instructional methods

Response	Frequency	Percent	Mean: 4.80
1	0	0.00	
2	0	0.00	
3	1	3.33	
4	13	43.33	
5	7	23.33	
6	9	30.00	
Missing	0	0.00	

The instructor's teaching style motivated me to learn

Response	Frequency	Percent	Mean: 4.57
1	0	0.00	
2	0	0.00	
3	3	10.00	
4	14	46.67	
5	6	20.00	
6	7	23.33	
Missing	0	0.00	

The instructor used class time well

Response	Frequency	Percent	Mean: 4.83
1	0	0.00	
2	0	0.00	
3	3	10.00	
4	9	30.00	
5	8	26.67	
6	10	33.33	
Missing	0	0.00	

The instructor clearly articulated expectations for this course

Response	Frequency	Percent	Mean: 4.87
1	0	0.00	
2	0	0.00	
3	2	6.67	
4	10	33.33	
5	8	26.67	
6	10	33.33	
Missing	0	0.00	

The instructor provided regular and helpful assessment of my progress in the class

Response	Frequency	Percent	Mean: 4.93
1	0	0.00	
2	0	0.00	
3	1	3.33	
4	12	40.00	
5	5	16.67	
6	12	40.00	
Missing	0	0.00	

The course assignments, exams, and projects were a good measure of my learing

Response	Frequency	Percent	Mean: 4.57
1	0	0.00	
2	0	0.00	
3	3	10.00	
4	12	40.00	
5	10	33.33	
6	5	16.67	
Missing	0	0.00	

The instructor created an open, respectful environment that supported my learning

Response	Frequency	Percent	Mean: 5.40
1	0	0.00	
2	0	0.00	
3	0	0.00	
4	4	13.33	
5	10	33.33	
6	16	53.33	
Missing	0	0.00	

The instructor was available to designated times outside of class

Response	Frequency	Percent	Mean: 5.10
1	0	0.00	
2	0	0.00	
3	1	3.33	
4	8	26.67	
5	7	23.33	
6	13	43.33	
Missing	1	3.33	

I felt comfortable asking questions in class and/or for help outside of class

Response	Frequency	Percent	Mean: 5.20
1	0	0.00	
2	0	0.00	
3	0	0.00	
4	8	26.67	
5	8	26.67	
6	14	46.67	
Missing	0	0.00	

The instructor was organized

Response	Frequency	Percent	Mean: 5.07
1	0	0.00	
2	0	0.00	
3	1	3.33	
4	8	26.67	
5	9	30.00	
6	12	40.00	
Missing	0	0.00	

The instructor graded my work in a timely way

Response	Frequency	Percent	Mean: 4.83
1	0	0.00	
2	0	0.00	
3	3	10.00	
4	9	30.00	
5	8	26.67	
6	10	33.33	
Missing	0	0.00	

The text(s) and/or other required materials were a necessary part of the course

Response	Frequency	Percent	Mean: 4.55
1	1	3.33	
2	0	0.00	
3	3	10.00	
4	12	40.00	
5	4	13.33	
6	9	30.00	
Missing	1	3.33	

I would recommend this instructor to a fellow student

Response	Frequency	Percent	Mean: 5.10
1	0	0.00	
2	0	0.00	
3	2	6.67	
4	7	23.33	
5	7	23.33	
6	14	46.67	
Missing	0	0.00	

Overall, I learned a lot in this course

Response	Frequency	Percent	Mean: 4.63
1	0	0.00	
2	1	3.33	
3	4	13.33	
4	8	26.67	
5	9	30.00	
6	8	26.67	
Missing	0	0.00	

Item Statistics Report

Course Call # 11012 **Semester** 3 **Year** 16

Filter: Call # = Raible,Stephanie Elizabeth CUE1001-002-F2016

Question			Summary Statistics				Descriptive Statistics				Percentiles			
Item	Sample Size	Missing & NA	Mean	Variance	Std. Dev.	Std. Error	Skewness	Kurtosis	T Value	Mean Abs. Dev.	Percentile 25%	Median	Percentile 75%	Inter Quart. Rng.
The instructor used appropriate and effective instructional methods	30	0	4.80	0.86	0.92	0.17	0.15	-1.34	28.43	0.81	4	5.00	6	2
The instructor's teaching style motivated me to learn	30	0	4.57	0.94	0.97	0.18	0.28	-0.99	25.75	0.84	4	4.00	5	1
The instructor used class time well	30	0	4.83	1.04	1.02	0.19	-0.27	-1.11	25.96	0.87	4	5.00	6	2
The instructor clearly articulated expectations for this course	30	0	4.87	0.95	0.97	0.18	-0.20	-1.14	27.39	0.83	4	5.00	6	2
The instructor provided regular and helpful assessment of my progress in the class	30	0	4.93	0.96	0.98	0.18	-0.09	-1.56	27.56	0.88	4	5.00	6	2
The course assignments, exams, and projects were a good measure of my learing	30	0	4.57	0.81	0.90	0.16	0.09	-0.67	27.87	0.77	4	4.50	5	1
The instructor created an open, respectful environment that supported my learning	30	0	5.40	0.52	0.72	0.13	-0.79	-0.60	40.85	0.64	5	6.00	6	1
The instructor was available to designated times outside of class	29	1	5.10	0.88	0.94	0.17	-0.50	-1.08	29.27	0.80	4	5.00	6	2
I felt comfortable asking questions in class and/or for help outside of class	30	0	5.20	0.72	0.85	0.15	-0.41	-1.50	33.63	0.75	4	5.00	6	2
The instructor was organized	30	0	5.07	0.82	0.91	0.17	-0.43	-0.98	30.59	0.75	4	5.00	6	2
The instructor graded my work in a timely way	30	0	4.83	1.04	1.02	0.19	-0.27	-1.11	25.96	0.87	4	5.00	6	2
The text(s) and/or other required materials were a necessary part of the course	29	1	4.55	1.54	1.24	0.23	-0.61	0.70	19.74	1.02	4	4.00	6	2

Question			Summary Statistics				Descriptive Statistics				Percentiles			
Item	Sample Size	Missing & NA	Mean	Variance	Std. Dev.	Std. Error	Skewness	Kurtosis	T Value	Mean Abs. Dev.	Percentile 25%	Median	Percentile 75%	Inter Quart. Rng.
I would recommend this instructor to a fellow student	30	0	5.10	0.99	0.99	0.18	-0.66	-0.81	28.08	0.84	4	5.00	6	2
Overall, I learned a lot in this course	30	0	4.63	1.27	1.13	0.21	-0.43	-0.57	22.48	0.95	4	5.00	6	2

F. Please provide a brief statement in response to the following two questions:

15. What does your instructor do especially well?

She does a great job of laying out what is expected in the assignments and summarizing what is going to be accomplished in class during the class period.

16. What could the instructor do to improve his/her teaching?

If at all possible, try to encourage more interaction during lectures so that students get more involved.

G. (Optional) Additional items added by Instructor:

F. Please provide a brief statement in response to the following two questions:

15. What does your instructor do especially well?

She is real good at trying to get the class involved. She works really hard at Making sure that all the question that are ask get answered

16. What could the instructor do to improve his/her teaching?

the only thing is that the grades took a while to get on moodle at the biggening of the semester

G. (Optional) Additional items added by Instructor:

F. Please provide a brief statement in response to the following two questions:

15. What does your instructor do especially well?

Communicated expectations very well throughout the entirety of the course.

16. What could the instructor do to improve his/her teaching?

Getting assignments out a bit earlier or give a bit more time to work on assignments.

G. (Optional) Additional items added by Instructor:

F. Please provide a brief statement in response to the following two questions:

15. What does your instructor do especially well?

She loves teaching and the students which makes it easy to enjoy class time.

16. What could the instructor do to improve his/her teaching?

Possibly organize a little better.

G. (Optional) Additional items added by Instructor:

F. Please provide a brief statement in response to the following two questions:

15. What does your instructor do especially well?

1. Wanting to create a good Learning enviorment. Eg. Changing classrooms
2. What they want on assignments

16. What could the instructor do to improve his/her teaching?

Explain broader topic with more example

G. (Optional) Additional items added by Instructor:

F. Please provide a brief statement in response to the following two questions:

15. What does your instructor do especially well?

Stephanie Raible motivated her students every time, took their comments seriously & created a positive and welcoming atmosphere in her classroom.
Furthermore, she often chose interesting discussion points.

16. What could the instructor do to improve his/her teaching?

In the beginning, the expectations for the homework weren't clear to me, & due to the late grading in the beginning, I didn't know ~~where~~ where I was standing.

G. (Optional) Additional items added by Instructor:

F. Please provide a brief statement in response to the following two questions:

15. What does your instructor do especially well?

- Very nice teacher who sincerely cares for her students and their success.
- Very passionate about the subjects taught.
- Replied super fast to emails
- Respected students opinions.

16. What could the instructor do to improve his/her teaching?

Was slightly unorganized at beginning of semester but improved greatly and did very well for the second half of the semester.

G. (Optional) Additional items added by Instructor:

F. Please provide a brief statement in response to the following two questions:

15. What does your instructor do especially well?

She was very approachable and tried to accomadate to the 3-hour block because she realized it wasn't awesome for all of us. The content was interesting and I enjoyed how it wasn't too lecture heavy and she brought in speakers.

16. What could the instructor do to improve his/her teaching?

I thought it was fine. I don't have any complaints & it was a good course.

G. (Optional) Additional items added by Instructor:

F. Please provide a brief statement in response to the following two questions:

15. What does your instructor do especially well?

The instructor does a great job explaining things to the class.

16. What could the instructor do to improve his/her teaching?

More to keep the attention of the class. Although its hard because it is 3 hours.

G. (Optional) Additional items added by Instructor:

F. Please provide a brief statement in response to the following two questions:

15. What does your instructor do especially well?

Stephanie is my favorite professor. Not only is she super understanding, but she steers me in the right direction. I love coming to class and always try to attend. I actually look forward to assignments and class which is a first.

16. What could the instructor do to improve his/her teaching?

I honestly can't think of anything.

G. (Optional) Additional items added by Instructor:

F. Please provide a brief statement in response to the following two questions:

15. What does your instructor do especially well?

She is very friendly & created an open environment in which I felt comfortable

16. What could the instructor do to improve his/her teaching?

fewer papers

G. (Optional) Additional items added by Instructor:

F. Please provide a brief statement in response to the following two questions:

15. What does your instructor do especially well?

understands our busy schedules and gives us managable assignments.

16. What could the instructor do to improve his/her teaching?

have the moodle assignments up and what we are doing each week for the whole term. Not to update it for each week. This way we can get stuff done ahead of time

G. (Optional) Additional items added by Instructor:

F. Please provide a brief statement in response to the following two questions:

15. What does your instructor do especially well?

she is very nice to her class and always has a good attitude in class,

16. What could the instructor do to improve his/her teaching?

make classes a little less boring.

G. (Optional) Additional items added by Instructor:

F. Please provide a brief statement in response to the following two questions:

15. What does your instructor do especially well?

She encourages the whole class, and she relates the material to real-life examples.

16. What could the instructor do to improve his/her teaching?

The assignments could be a little more focused.

G. (Optional) Additional items added by Instructor:

F. Please provide a brief statement in response to the following two questions:

15. What does your instructor do especially well?

Keeping us stay motivated and wanting to attend class.

16. What could the instructor do to improve his/her teaching?

Maybe a little more explaining with additional assignments but otherwise she is very good professor.

G. (Optional) Additional items added by Instructor:

F. Please provide a brief statement in response to the following two questions:

15. What does your instructor do especially well?

She is very flexible and understanding. She is understanding of students' schedules and is willing to help.

16. What could the instructor do to improve his/her teaching?

She needs to get more to the point. She is very detailed, but often over explains the same point, which uses up class time.

G. (Optional) Additional items added by Instructor:

F. Please provide a brief statement in response to the following two questions:

15. What does your instructor do especially well?

As a first year instructor, she provides an atmosphere of inspiration and a font of knowledge in which any student can learn. She is highly intelligent and inspiring in the day to-day

16. What could the instructor do to improve his/her teaching?

the instructor could give some hints if the nature of the code provided for it.

G. (Optional) Additional items added by Instructor:

F. Please provide a brief statement in response to the following two questions:

15. What does your instructor do especially well?

She explained what use culture has in todays economy.

16. What could the instructor do to improve his/her teaching?

less homework

G. (Optional) Additional items added by Instructor:

F. Please provide a brief statement in response to the following two questions:

15. What does your instructor do especially well?

Spends necessary amounts of time on subjects.

16. What could the instructor do to improve his/her teaching?

More small groups and less large groups.

G. (Optional) Additional items added by Instructor:

F. Please provide a brief statement in response to the following two questions:

15. What does your instructor do especially well?

Great Professor, learned alot from her about many topics. She spoke to our level and used seminar discussions which were great.

16. What could the instructor do to improve his/her teaching?

[redacted] She doesn't need to go to the last minute if she gets her point across,

G. (Optional) Additional items added by Instructor:

F. Please provide a brief statement in response to the following two questions:

15. What does your instructor do especially well?

- Grades work in a timely matter
- Helpful when asking questions

16. What could the instructor do to improve his/her teaching?

- Less speakers

G. (Optional) Additional items added by Instructor:

F. Please provide a brief statement in response to the following two questions:

15. What does your instructor do especially well?

I think the way the class is set up is helpful for serving a wide variety of students.

16. What could the instructor do to improve his/her teaching?

This course needs a little more focus, structure, and direction.

G. (Optional) Additional items added by Instructor:

F. Please provide a brief statement in response to the following two questions:

15. What does your instructor do especially well?

uses class time well & gives students ample amount of time to complete assignments

16. What could the instructor do to improve his/her teaching?

making classes more interesting & changing / adding more couse material

G. (Optional) Additional items added by Instructor:

F. Please provide a brief statement in response to the following two questions:

15. What does your instructor do especially well?

uses her moodle page well / kept it very organized and showed her passion and intrest in her class

16. What could the instructor do to improve his/her teaching?

improve on grading assignments better and having something to do during the full class period. Also maybe have short quizzes over a constant paper to benefit students

G. (Optional) Additional items added by Instructor:

F. Please provide a brief statement in response to the following two questions:

15. What does your instructor do especially well?

PROVIDE AN OPEN FORUM FOR IN-CLASS DISCUSSION.

16. What could the instructor do to improve his/her teaching?

THERE IS NO NEED TO SAY THAT STUDENTS AREN'T INTERESTED IN THE MATERIAL/JUST WANT TO LEAVE! ITS AN INTERESTING CLASS!

G. (Optional) Additional items added by Instructor:

F. Please provide a brief statement in response to the following two questions:

15. What does your instructor do especially well?

used class time well, if we were able to do something outside of class and cut down on class time, she would let that happen

16. What could the instructor do to improve his/her teaching?

more points for weekly assignments and papers - It was a lot of work for just 5 points

G. (Optional) Additional items added by Instructor:

F. Please provide a brief statement in response to the following two questions:

15. What does your instructor do especially well?

Cared very much about students' learning and success, very friendly and compassionate.

16. What could the instructor do to improve his/her teaching?

go over more material

G. (Optional) Additional items added by Instructor:

F. Please provide a brief statement in response to the following two questions:

15. What does your instructor do especially well?

She was very organized. She explained assignments in detail

16. What could the instructor do to improve his/her teaching?

Better time management. It felt like some classes were streching out too long. Granted it is hard to teach for a 3 hour lecture.

G. (Optional) Additional items added by Instructor:

F. Please provide a brief statement in response to the following two questions:

15. What does your instructor do especially well?

Instructor is flexible, friendly, and has reasonable assessment standards.

16. What could the instructor do to improve his/her teaching?

It would help to have a clearer idea of exactly how the course material relates to the course.

G. (Optional) Additional items added by Instructor:

F. Please provide a brief statement in response to the following two questions:

15. What does your instructor do especially well?

She Provides an enviroment where I really wanted to learn. She was open & available to questions & suggestions

16. What could the instructor do to improve his/her teaching?

If possible make it so class isnt so long or meet more times a week. Also some of the papers were quite long & didnt really seem to connect to what we learned in class

G. (Optional) Additional items added by Instructor:

Course Teaching Evaluations

Institution: CLAREMONT LINCOLN UNIVERSITY

Course Number: MEL5307
Course Title: Shadow Sides: Power, Meaning, and Money

Term: FALL 2016
Division: ETHICAL LEADERSHIP
Level: GRADUATE
Format: ONLINE

Claremont Lincoln University
OCT16 End-of-Course Student Evaluations

Course: MEL5307ShadowSides: Power,MoneyandMeaning: MEL 5307 Shadow Sides: Power, Money and Meaning (16-Oct)

Instructor: Stephanie Raible

1 - Applications to Professional Practice

This course builds understanding of concepts and principles through exploration.

Response Option	Weight	Frequency	Percent	Percent Responses	Means
Strongly Disagree	(1)	1	14.29%		4.00
Disagree	(2)	0	0%		
Neither	(3)	0	0%		
Agree	(4)	3	42.86%		
Strongly Agree	(5)	3	42.86%		
				0 25 50 75 100	Course

Return Rate	Mean	STD	Median
7/8 (87.5%)	4.00	1.41	4.00

1 - Applications to Professional Practice

This course emphasizes problem solving.

Response Option	Weight	Frequency	Percent	Percent Responses	Means
Strongly Disagree	(1)	1	14.29%		4.14
Disagree	(2)	0	0%		
Neither	(3)	0	0%		
Agree	(4)	2	28.57%		
Strongly Agree	(5)	4	57.14%		
				0 25 50 75 100	Course

Return Rate	Mean	STD	Median
7/8 (87.5%)	4.14	1.46	5.00

1 - Applications to Professional Practice

Practical examples were used to relate concepts to professional practice in real life situations.

Response Option	Weight	Frequency	Percent	Percent Responses	Means
Strongly Disagree	(1)	1	14.29%		4.29
Disagree	(2)	0	0%		
Neither	(3)	0	0%		
Agree	(4)	1	14.29%		
Strongly Agree	(5)	5	71.43%		
				0 25 50 75 100	Course

Return Rate	Mean	STD	Median
7/8 (87.5%)	4.29	1.50	5.00

1 - Applications to Professional Practice

This course includes a sufficient number of practical exercises.

Response Option	Weight	Frequency	Percent	Percent Responses	Means
Strongly Disagree	(1)	1	14.29%		4.14
Disagree	(2)	0	0%		
Neither	(3)	0	0%		
Agree	(4)	2	28.57%		
Strongly Agree	(5)	4	57.14%		
				0 25 50 75 100	Course

Return Rate	Mean	STD	Median
7/8 (87.5%)	4.14	1.46	5.00

Claremont Lincoln University
OCT16 End-of-Course Student Evaluations

Course: MEL5307ShadowSides: Power,MoneyandMeaning: MEL 5307 Shadow Sides: Power, Money and Meaning (16-Oct)

Instructor: Stephanie Raible

1 - Applications to Professional Practice

I have learned information / skills in this course that apply to my personal objectives or career.

Response Option	Weight	Frequency	Percent	Percent Responses	Means
Strongly Disagree	(1)	1	14.29%		4.29
Disagree	(2)	0	0%		
Neither	(3)	0	0%		
Agree	(4)	1	14.29%		
Strongly Agree	(5)	5	71.43%		
				0 25 50 75 100	Course

Return Rate	Mean	STD	Median
7/8 (87.5%)	4.29	1.50	5.00

2 - Course Management

Instructional technology is well coordinated with course materials.

Response Option	Weight	Frequency	Percent	Percent Responses	Means
Stronly Disagree	(1)	1	14.29%		4.29
Disagree	(2)	0	0%		
Neither	(3)	0	0%		
Agree	(4)	1	14.29%		
Strongly Agree	(5)	5	71.43%		
				0 25 50 75 100	Course

Return Rate	Mean	STD	Median
7/8 (87.5%)	4.29	1.50	5.00

2 - Course Management

The instructor was effective in teaching the subject matter of this course.

Response Option	Weight	Frequency	Percent	Percent Responses	Means
Stronly Disagree	(1)	1	14.29%		4.43
Disagree	(2)	0	0%		
Neither	(3)	0	0%		
Agree	(4)	0	0%		
Strongly Agree	(5)	6	85.71%		
				0 25 50 75 100	Course

Return Rate	Mean	STD	Median
7/8 (87.5%)	4.43	1.51	5.00

2 - Course Management

The instructor was responsive to questions and concerns.

Response Option	Weight	Frequency	Percent	Percent Responses	Means
Stronly Disagree	(1)	1	14.29%		4.43
Disagree	(2)	0	0%		
Neither	(3)	0	0%		
Agree	(4)	0	0%		
Strongly Agree	(5)	6	85.71%		
				0 25 50 75 100	Course

Return Rate	Mean	STD	Median
7/8 (87.5%)	4.43	1.51	5.00

Claremont Lincoln University
OCT16 End-of-Course Student Evaluations

Course: MEL5307ShadowSides: Power,MoneyandMeaning: MEL 5307 Shadow Sides: Power, Money and Meaning (16-Oct)

Instructor: Stephanie Raible

2 - Course Management

The instructor helped to keep course participants engaged and participating in productive dialogue.

Response Option	Weight	Frequency	Percent
Stronly Disagree	(1)	1	14.29%
Disagree	(2)	0	0%
Neither	(3)	0	0%
Agree	(4)	1	14.29%
Strongly Agree	(5)	5	71.43%

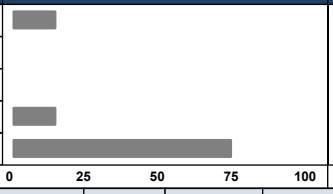

Return Rate	Mean	STD	Median
7/8 (87.5%)	4.29	1.50	5.00

2 - Course Management

My instructor gives appropriate / timely feedback on my performance.

Response Option	Weight	Frequency	Percent
Stronly Disagree	(1)	1	14.29%
Disagree	(2)	0	0%
Neither	(3)	0	0%
Agree	(4)	2	28.57%
Strongly Agree	(5)	4	57.14%

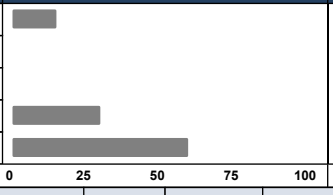

Return Rate	Mean	STD	Median
7/8 (87.5%)	4.14	1.46	5.00

3 - Course - Overall

Overall, I rate this course as:

Response Option	Weight	Frequency	Percent
Very Poor	(1)	0	0%
Poor	(2)	0	0%
Fair	(3)	0	0%
Good	(4)	3	42.86%
Excellent	(5)	4	57.14%

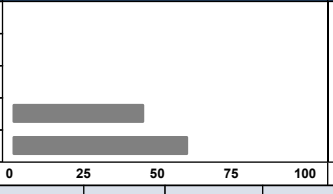

Return Rate	Mean	STD	Median
7/8 (87.5%)	4.57	0.53	5.00

4 - Instructor - Overall

Overall, I rate this instructor as:

Response Option	Weight	Frequency	Percent
Very Poor	(1)	0	0%
Poor	(2)	0	0%
Fair	(3)	0	0%
Good	(4)	2	28.57%
Excellent	(5)	5	71.43%

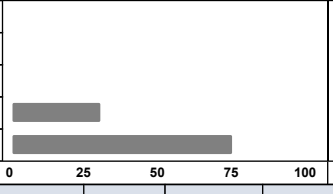

Return Rate	Mean	STD	Median
7/8 (87.5%)	4.71	0.49	5.00

Claremont Lincoln University
OCT16 End-of-Course Student Evaluations

Course: MEL5307ShadowSides: Power,MoneyandMeaning: MEL 5307 Shadow Sides: Power, Money and Meaning (16-Oct)

Instructor: Stephanie Raible

5 - Additional comments about this instructor:

• Stephanie was engaged and helpful in getting us to think about the stories behind the issues and how leaders can use money and power to make more positive meaning. Good class!

• Wonderful, engaging professor.

• Stephanie does a great job of allowing students to explore topics and reach their own conclusions, which provides a fruitful "classroom" environment. Also, her weekly videos are informative and thought-provoking. It was a joy to have her as an instructor for two terms back-to-back!

6 - Learning Objectives: As a result of this course, I am able to:

1. Identify and analyze how money, meaning, and power is regarded broadly and used by organizations.

Response Option	Weight	Frequency	Percent	Percent Responses	Means
Strongly Disagree	(1)	1	14.29%		4.00
Disagree	(2)	0	0%		
Neither	(3)	0	0%		
Agree	(4)	3	42.86%		
Strongly Agree	(5)	3	42.86%		

0 25 50 75 100 Course

Return Rate	Mean	STD	Median
7/8 (87.5%)	4.00	1.41	4.00

6 - Learning Objectives: As a result of this course, I am able to:

2. Assess leadership's ability to affect environmental, political, cultural, and economic issues relevant to money, meaning, and power.

Response Option	Weight	Frequency	Percent	Percent Responses	Means
Strongly Disagree	(1)	1	14.29%		4.14
Disagree	(2)	0	0%		
Neither	(3)	0	0%		
Agree	(4)	2	28.57%		
Strongly Agree	(5)	4	57.14%		

0 25 50 75 100 Course

Return Rate	Mean	STD	Median
7/8 (87.5%)	4.14	1.46	5.00

6 - Learning Objectives: As a result of this course, I am able to:

3. Critically evaluate unethical and toxic uses of power by those in positions of leadership.

Response Option	Weight	Frequency	Percent	Percent Responses	Means
Strongly Disagree	(1)	1	14.29%		4.14
Disagree	(2)	0	0%		
Neither	(3)	0	0%		
Agree	(4)	2	28.57%		
Strongly Agree	(5)	4	57.14%		

0 25 50 75 100 Course

Return Rate	Mean	STD	Median
7/8 (87.5%)	4.14	1.46	5.00

Claremont Lincoln University
OCT16 End-of-Course Student Evaluations

Course: MEL5307ShadowSides: Power,MoneyandMeaning: MEL 5307 Shadow Sides: Power, Money and Meaning (16-Oct)

Instructor: Stephanie Raible

6 - Learning Objectives: As a result of this course, I am able to:

4. Evaluate current practices in the areas of social entrepreneurship, social business, and corporate social responsibility

Response Option	Weight	Frequency	Percent	Percent Responses	Means
Strongly Disagree	(1)	1	14.29%		4.14
Disagree	(2)	0	0%		
Neither	(3)	0	0%		
Agree	(4)	2	28.57%		
Strongly Agree	(5)	4	57.14%		
				0 25 50 75 100	Course

Return Rate	Mean	STD	Median
7/8 (87.5%)	4.14	1.46	5.00

6 - Learning Objectives: As a result of this course, I am able to:

5. Build the interests and gain the skills needed to strategically plan and lead projects for ethical, sustainable ends.

Response Option	Weight	Frequency	Percent	Percent Responses	Means
Strongly Disagree	(1)	1	14.29%		4.14
Disagree	(2)	0	0%		
Neither	(3)	0	0%		
Agree	(4)	2	28.57%		
Strongly Agree	(5)	4	57.14%		
				0 25 50 75 100	Course

Return Rate	Mean	STD	Median
7/8 (87.5%)	4.14	1.46	5.00

7 - Additional Comments:

- This course brought together many of the points we have learned in other classes, serving as the icing on the cake for a great program!
- This was a great course to conclude the MEL program!

Course Teaching Evaluations

Institution: CLAREMONT LINCOLN UNIVERSITY

Course Number: MEL5305
Course Title: Ethics & Globalization

Term: SUMMER 2016
Division: ETHICAL LEADERSHIP
Level: GRADUATE
Format: ONLINE

Claremont Lincoln University
JUL16 End-of-Course Student Evaluations

Course: MEL5305: MEL 5305 Ethics and Globalization July 2016

Instructor: Stephanie Raible

1 - Applications to Professional Practice

This course builds understanding of concepts and principles through exploration.

Response Option	Weight	Frequency	Percent
Strongly Disagree	(1)	0	0%
Disagree	(2)	0	0%
Neither	(3)	0	0%
Agree	(4)	3	50%
Strongly Agree	(5)	3	50%

Percent Responses: 0 25 50 75 100

Means: 4.50 — Course

Return Rate	Mean	STD	Median
6/9 (66.67%)	4.50	0.55	4.50

1 - Applications to Professional Practice

This course emphasizes problem solving.

Response Option	Weight	Frequency	Percent
Strongly Disagree	(1)	0	0%
Disagree	(2)	0	0%
Neither	(3)	1	16.67%
Agree	(4)	3	50%
Strongly Agree	(5)	2	33.33%

Percent Responses: 0 25 50 75 100

Means: 4.17 — Course

Return Rate	Mean	STD	Median
6/9 (66.67%)	4.17	0.75	4.00

1 - Applications to Professional Practice

Practical examples were used to relate concepts to professional practice in real life situations.

Response Option	Weight	Frequency	Percent
Strongly Disagree	(1)	0	0%
Disagree	(2)	1	16.67%
Neither	(3)	0	0%
Agree	(4)	2	33.33%
Strongly Agree	(5)	3	50%

Percent Responses: 0 25 50 75 100

Means: 4.17 — Course

Return Rate	Mean	STD	Median
6/9 (66.67%)	4.17	1.17	4.50

1 - Applications to Professional Practice

This course includes a sufficient number of practical exercises.

Response Option	Weight	Frequency	Percent
Strongly Disagree	(1)	0	0%
Disagree	(2)	2	33.33%
Neither	(3)	0	0%
Agree	(4)	1	16.67%
Strongly Agree	(5)	3	50%

Percent Responses: 0 25 50 75 100

Means: 3.83 — Course

Return Rate	Mean	STD	Median
6/9 (66.67%)	3.83	1.47	4.50

Claremont Lincoln University
JUL16 End-of-Course Student Evaluations

Course: MEL5305: MEL 5305 Ethics and Globalization July 2016

Instructor: Stephanie Raible

1 - Applications to Professional Practice

I have learned information / skills in this course that apply to my personal objectives or career.

Response Option	Weight	Frequency	Percent
Strongly Disagree	(1)	0	0%
Disagree	(2)	2	33.33%
Neither	(3)	1	16.67%
Agree	(4)	0	0%
Strongly Agree	(5)	3	50%

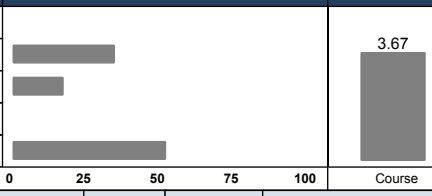

Return Rate	Mean	STD	Median
6/9 (66.67%)	3.67	1.51	4.00

2 - Course Management

Instructional technology is well coordinated with course materials.

Response Option	Weight	Frequency	Percent
Stronly Disagree	(1)	0	0%
Disagree	(2)	0	0%
Neither	(3)	0	0%
Agree	(4)	3	50%
Strongly Agree	(5)	3	50%



Return Rate	Mean	STD	Median
6/9 (66.67%)	4.50	0.55	4.50

2 - Course Management

The instructor was effective in teaching the subject matter of this course.

Response Option	Weight	Frequency	Percent
Stronly Disagree	(1)	0	0%
Disagree	(2)	1	16.67%
Neither	(3)	1	16.67%
Agree	(4)	2	33.33%
Strongly Agree	(5)	2	33.33%

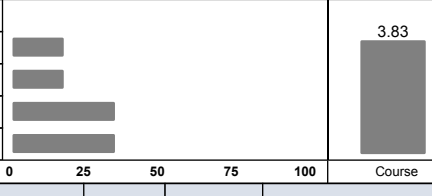

Return Rate	Mean	STD	Median
6/9 (66.67%)	3.83	1.17	4.00

2 - Course Management

The instructor was responsive to questions and concerns.

Response Option	Weight	Frequency	Percent
Stronly Disagree	(1)	0	0%
Disagree	(2)	0	0%
Neither	(3)	1	16.67%
Agree	(4)	1	16.67%
Strongly Agree	(5)	4	66.67%



Return Rate	Mean	STD	Median
6/9 (66.67%)	4.50	0.84	5.00

Claremont Lincoln University
JUL16 End-of-Course Student Evaluations

Course: MEL5305: MEL 5305 Ethics and Globalization July 2016

Instructor: Stephanie Raible

2 - Course Management

The instructor helped to keep course participants engaged and participating in productive dialogue.

Response Option	Weight	Frequency	Percent
Stronly Disagree	(1)	0	0%
Disagree	(2)	3	50%
Neither	(3)	0	0%
Agree	(4)	1	16.67%
Strongly Agree	(5)	2	33.33%





Return Rate	Mean	STD	Median
6/9 (66.67%)	3.33	1.51	3.00

2 - Course Management

My instructor gives appropriate / timely feedback on my performance.

Response Option	Weight	Frequency	Percent
Stronly Disagree	(1)	0	0%
Disagree	(2)	0	0%
Neither	(3)	2	33.33%
Agree	(4)	0	0%
Strongly Agree	(5)	4	66.67%

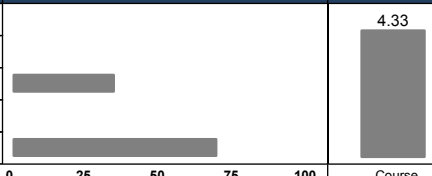



Return Rate	Mean	STD	Median
6/9 (66.67%)	4.33	1.03	5.00

3 - Course - Overall

Overall, I rate this course as:

Response Option	Weight	Frequency	Percent
Very Poor	(1)	0	0%
Poor	(2)	0	0%
Fair	(3)	3	50%
Good	(4)	1	16.67%
Excellent	(5)	2	33.33%

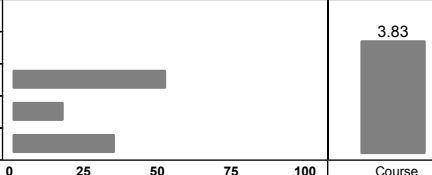



Return Rate	Mean	STD	Median
6/9 (66.67%)	3.83	0.98	3.50

4 - Instructor - Overall

Overall, I rate this instructor as:

Response Option	Weight	Frequency	Percent
Very Poor	(1)	0	0%
Poor	(2)	0	0%
Fair	(3)	2	33.33%
Good	(4)	2	33.33%
Excellent	(5)	2	33.33%

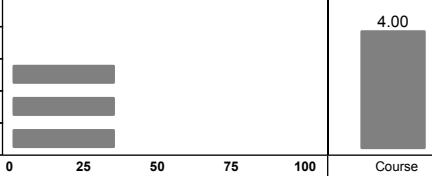



Return Rate	Mean	STD	Median
6/9 (66.67%)	4.00	0.89	4.00

Claremont Lincoln University
JUL16 End-of-Course Student Evaluations

Course: MEL5305: MEL 5305 Ethics and Globalization July 2016

Instructor: Stephanie Raible

5 - Additional comments about this instructor:

• I think she was put in a hard spot as it seems she came in at the last minute. She did good job considering that last minute shift.

• I want to be helpful not critical but there's a big gap between this instructor and others we have had in the program. Assginments were often unclear or confusing. The instructor was rarely present on the discussion board. More active engagement not just comments like "good job" or "interesting" but asking questions for all students in response to student posts or sharing additional information. Other instructors do this every week. Usually they are online every day, just like we are. It makes a better learning experience. We were pretty much left to discuss topics among ourselves. Comments on assignments were not always helpful to understand why points were deducted or what needed to change. For example, the instructor commented that more attention should be paid to formatting in conjunction with APA guidelines but the submitted assignment was not returned with marks. This made it difficult to determine what errors she was referring to. Stephanie was responsive when I reached out to her for clarification. I really appreciated that.

• Stephanie maintained standards for graduate work while being thoughtful and compassionate with the class. Her expectations were clear but attainable. Also, her weekly videos did a great job of summarizing the materials for the week. Stephanie clearly has a love for teaching and a warmth for students which made the course, while challenging, quite rewarding!

• Dr. Raible, kept us engaged and created a wonderful learning experience.

6 - Learning Objectives - As a result of this course, I am able to:

1. Analyze the impact of Ethics from a global perspective.

Response Option	Weight	Frequency	Percent	Percent Responses	Means
Strongly Disagree	(1)	0	0%		4.40
Disagree	(2)	0	0%		
Neither	(3)	0	0%		
Agree	(4)	3	60%		
Strongly Agree	(5)	2	40%		
				0 25 50 75 100	Course

Return Rate	Mean	STD	Median
5/9 (55.56%)	4.40	0.55	4.00

6 - Learning Objectives - As a result of this course, I am able to:

2. Articulate the affect of globalization on culture, the environment, and the global economy.

Response Option	Weight	Frequency	Percent	Percent Responses	Means
Strongly Disagree	(1)	0	0%		4.20
Disagree	(2)	0	0%		
Neither	(3)	0	0%		
Agree	(4)	4	80%		
Strongly Agree	(5)	1	20%		
				0 25 50 75 100	Course

Return Rate	Mean	STD	Median
5/9 (55.56%)	4.20	0.45	4.00

6 - Learning Objectives - As a result of this course, I am able to:

3. Evaluate different national and cultural contexts in terms of ethical theories / practices and related leadership theories / practices.

Response Option	Weight	Frequency	Percent	Percent Responses	Means
Strongly Disagree	(1)	0	0%		4.20
Disagree	(2)	0	0%		
Neither	(3)	0	0%		
Agree	(4)	4	80%		
Strongly Agree	(5)	1	20%		
				0 25 50 75 100	Course

Return Rate	Mean	STD	Median
5/9 (55.56%)	4.20	0.45	4.00

Claremont Lincoln University
JUL16 End-of-Course Student Evaluations

Course: MEL5305: MEL 5305 Ethics and Globalization July 2016

Instructor: Stephanie Raible

6 - Learning Objectives - As a result of this course, I am able to:

4. Evaluate the relationship between global and local perspectives today in terms of ethical theories / practices and related leadership theories / practices.

Response Option	Weight	Frequency	Percent	Percent Responses	Means
Strongly Disagree	(1)	0	0%		4.40
Disagree	(2)	0	0%		
Neither	(3)	0	0%		
Agree	(4)	3	60%		
Strongly Agree	(5)	2	40%		
				0 25 50 75 100	Course

Return Rate	Mean	STD	Median
5/9 (55.56%)	4.40	0.55	4.00

6 - Learning Objectives - As a result of this course, I am able to:

5. Apply ethical theories / practices and related leadership theories / practices to issues of global ethics.

Response Option	Weight	Frequency	Percent	Percent Responses	Means
Strongly Disagree	(1)	0	0%		4.20
Disagree	(2)	0	0%		
Neither	(3)	0	0%		
Agree	(4)	4	80%		
Strongly Agree	(5)	1	20%		
				0 25 50 75 100	Course

Return Rate	Mean	STD	Median
5/9 (55.56%)	4.20	0.45	4.00

7 - Additional comments;

• This course was much better than the one on Change!!

• We were told that the course was changed week by week because of an effort to improve the program. Improvement is great but better to do that during the break than while the plane is in midair. Making the changes each week while the course is going on made it challenging to balance other demands of life for students and probably for the instructor as well. I had a lot of travel this quarter and wasn't always able to plan ahead in terms of reading and preparation for the discussion posts because I didn't know which books to take on the road or didn't have access to easily retrieve or print out other articles once they were announced. This put me in a position of playing catch up, reducing the value of the learning experience.

Course Teaching Evaluations

Institution: CHESTNUT HILL COLLEGE

Course Number: GLST201
Course Title: Global Awareness Seminar
Social Entrepreneurship, Global Leadership, & the Economy – Fall 2014 & Spring 2015*
Economic Geography and Globalization – Spring 2013 & Fall 2013

Term: SPRING 2013 – Spring 2015
Division: GLOBAL STUDIES
Level: UNDERGRADUATE & UNDERGRADUATE ADULT*
Format: IN-PERSON

*Spring 2015 was taught as UEGS201 in the Adult Accelerated Program.
No course evaluations were given in this program at the time.

Prof. Stephanie Raible

Report: Course Evaluation

Dear Prof. Raible,
This email contains your evaluation results for;
GLST 201 09 F 14, Global Awareness Seminar / 2014 Fall SUS:

The global indicators are listed first, followed by the individual average values, consisting of the following scales:

In the second part of the analysis the average values of all individual questions are listed.

Prof. Stephanie Raible

Global Awareness Seminar (GLST 201 09 F 14)
No. of responses = 11

Survey Results

Legend

Question text

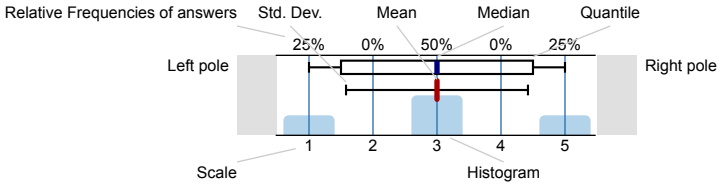

n=No. of responses
av.=Mean
md=Median
dev.=Std. Dev.
ab.=Abstention

1. The Course

1.1) The course objectives were clear.

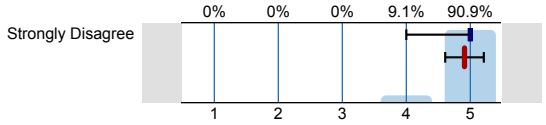

n=11
av.=4.9
md=5
dev.=0.3

1.2) The syllabus provided a clear statement of the course content and requirements.

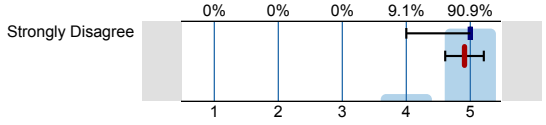

n=11
av.=4.9
md=5
dev.=0.3

1.3) The course was effective in meeting the course objectives.

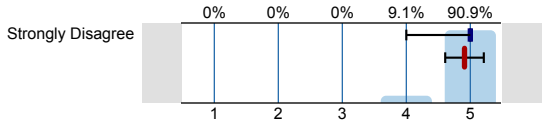

n=11
av.=4.9
md=5
dev.=0.3

1.4) Information on how students will be graded was clear.

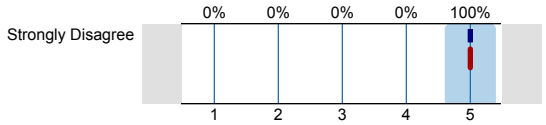

n=11
av.=5
md=5
dev.=0

1.5) The teaching techniques used were effective.

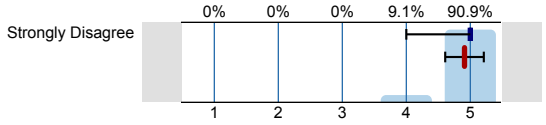

n=11
av.=4.9
md=5
dev.=0.3

1.6) The pace of this course was appropriate.

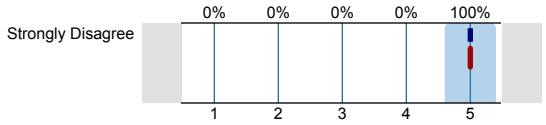

n=11
av.=5
md=5
dev.=0

1.7) The amount of discussion inthe classroom was appropriate.

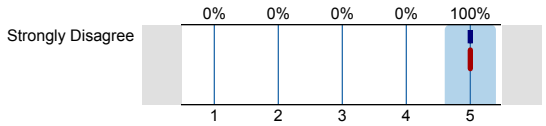

n=11
av.=5
md=5
dev.=0

1.8) If required, the text(s) were useful.

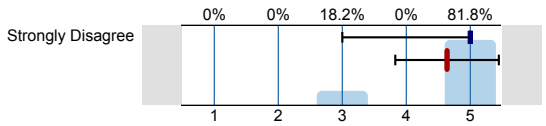

n=11
av.=4.6
md=5
dev.=0.8

1.9) This student found the course work

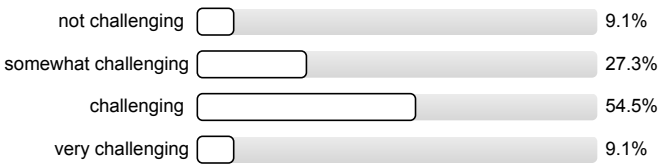

1.10) Compared to other courses taken at CHC, the level of difficulty of this course was

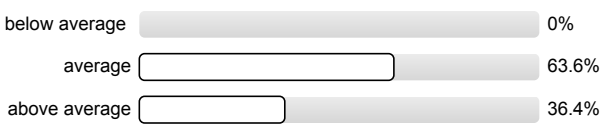

1.11) Compared to other courses taken at CHC, the workload for this course was



2. The Professor

2.1) The Professor is well prepared for each class period.

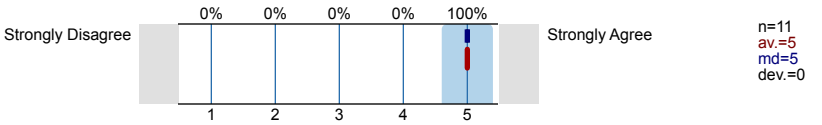

2.2) The Professor demonstrates mastery of subject material.

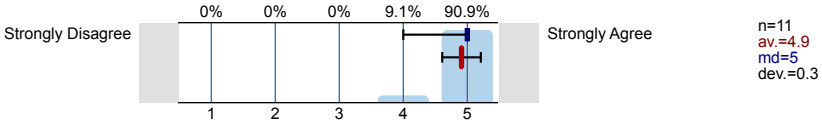

2.3) The Professor presents material in an understandable and well organized fashion.

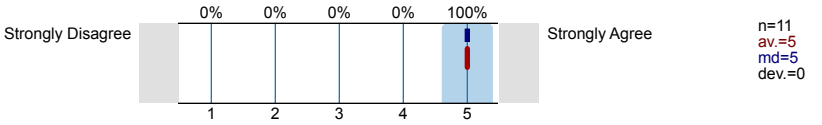

2.4) The Professor is enthusiastic about the subject.

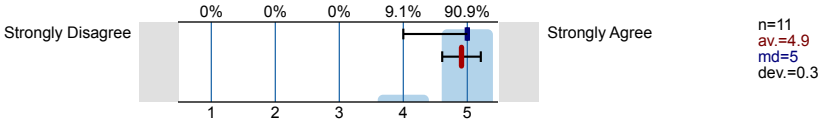

2.5) The Professor makes good use of class time.

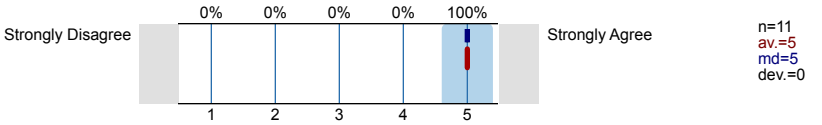

2.6) The Professor used examples and illustrations to clarfiy the course material.

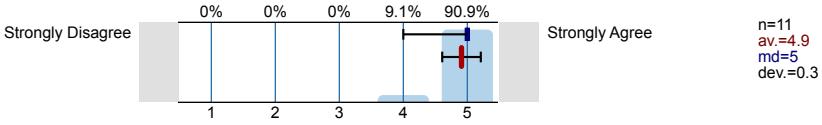

2.7) The Professor is helpful and responsive when a student has difficulty.

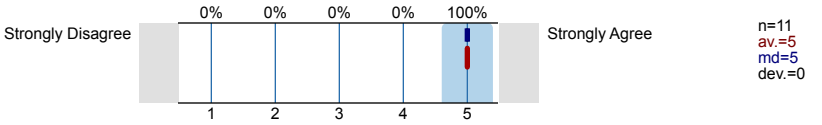

2.8) The Professor encourages students to question and/ or express ideas.

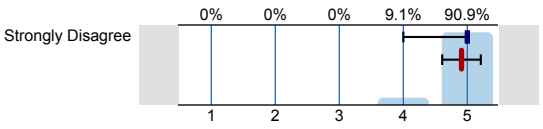

n=11
av.=4.9
md=5
dev.=0.3

2.9) The Professor is fair and impartial in interacting with students.

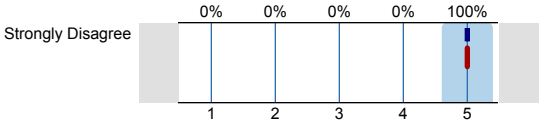

n=11
av.=5
md=5
dev.=0

2.10) The Professor is respectful of all students.

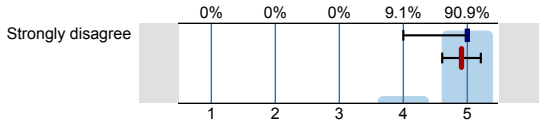

n=11
av.=4.9
md=5
dev.=0.3

2.11) The Professor gives helpful comments on exams and assignments.

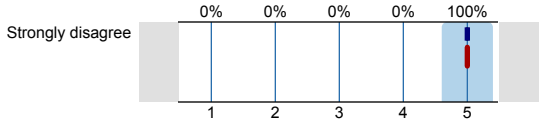

n=11
av.=5
md=5
dev.=0

2.12) The Professor is available to students outside the classroom.

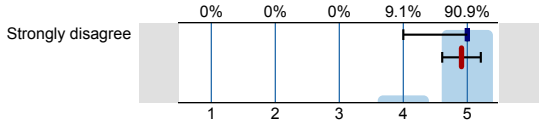

n=11
av.=4.9
md=5
dev.=0.3

3. The Student

3.1) I achieved the course objectives.

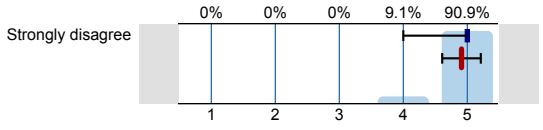

n=11
av.=4.9
md=5
dev.=0.3

3.2) I developed increased interest in the course subject.

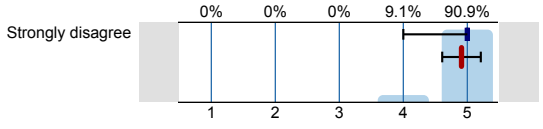

n=11
av.=4.9
md=5
dev.=0.3

3.3) I increased my knowledge.

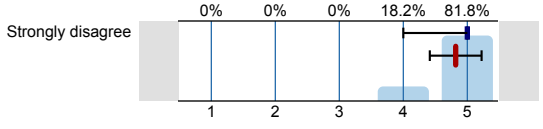

n=11
av.=4.8
md=5
dev.=0.4

3.4) I was actively involved in what I was learning.

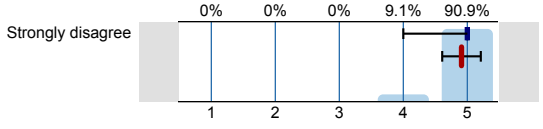

n=11
av.=4.9
md=5
dev.=0.3

3.5) I prepared each class's assignments.

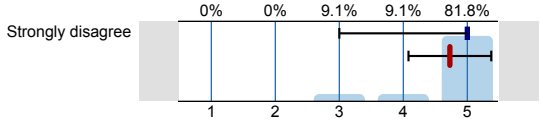

n=11
av.=4.7
md=5
dev.=0.6

3.6) I put effort into this course.

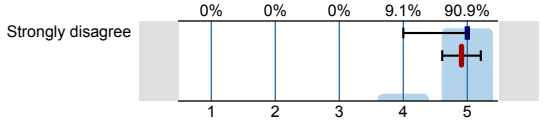

n=11
av.=4.9
md=5
dev.=0.3

3.7) I used resources available at the college such as: Library, Learning Resource Centers, Computer Centers, Language Resource Center, Math Resource Center, Writing Resource Center.

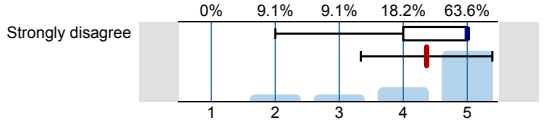

n=11
av.=4.4
md=5
dev.=1

4. Additional Information

4.1) The text(s) were

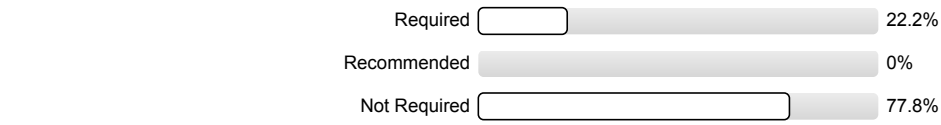

4.2) Are you taking this course as:

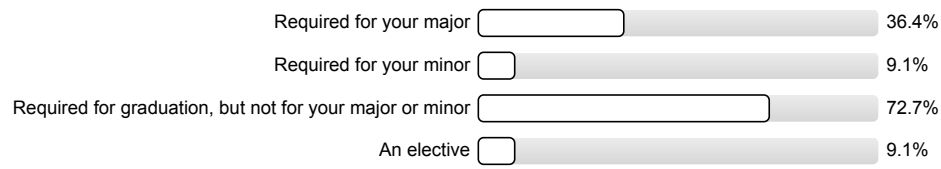

4.3) Are you currently considered a

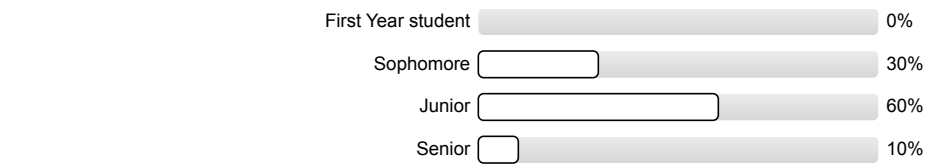

4.6) What grade do you expect to receive in this course? Best estimate:



Histogram for scaled questions

The course objectives were clear.

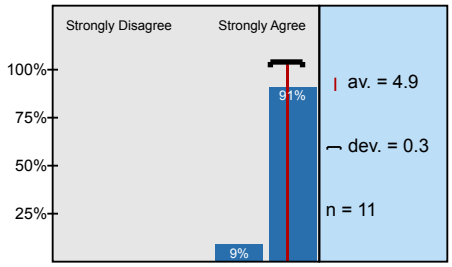

The syllabus provided a clear statement of the course content and requirements.

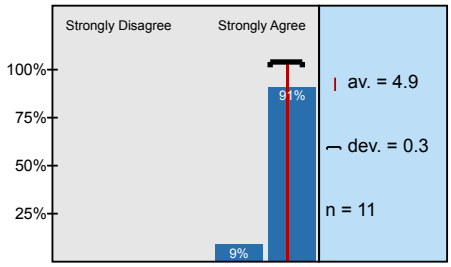

The course was effective in meeting the course objectives.

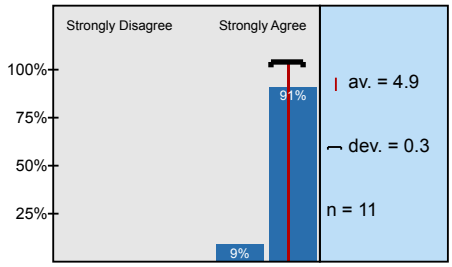

Information on how students will be graded was clear.

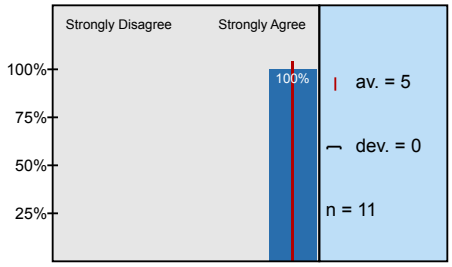

The teaching techniques used were effective.

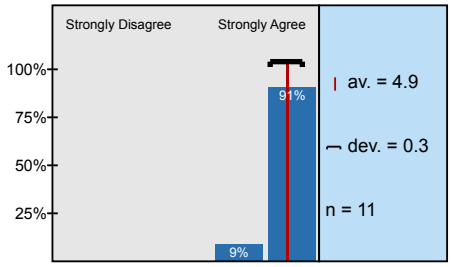

The pace of this course was appropriate.

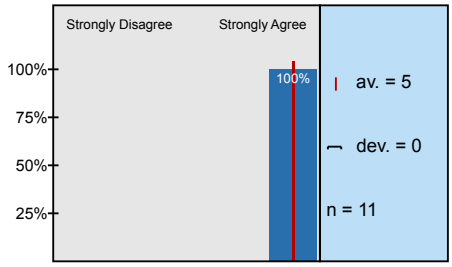

The amount of discussion inthe classroom was appropriate.

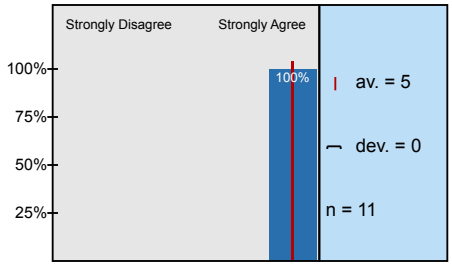

If required, the text(s) were useful.

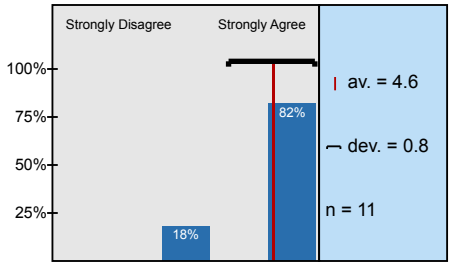

The Professor is well prepared for each class period.

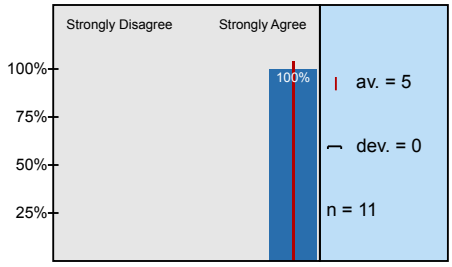

The Professor demonstrates mastery of subject material.

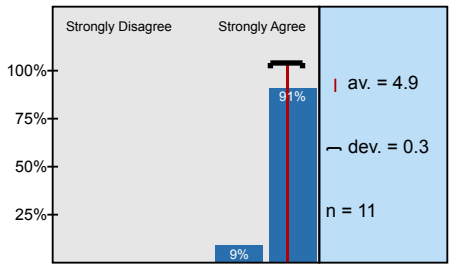

The Professor presents material in an understandable and well organized fashion.

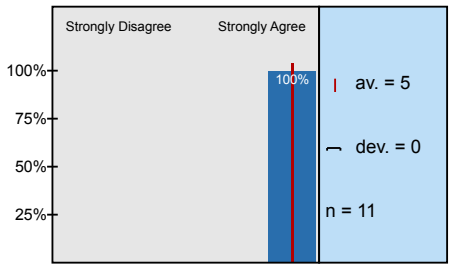

The Professor is enthusiastic about the subject.

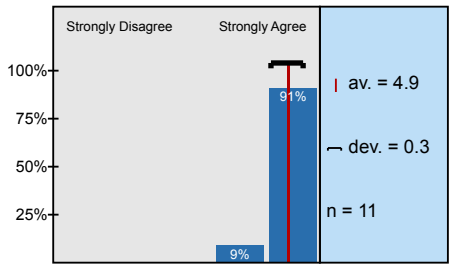

The Professor makes good use of class time.

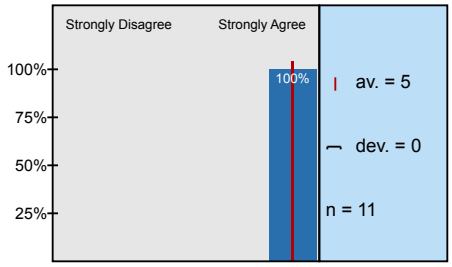

The Professor used examples and illustrations to clarfiy the course material.

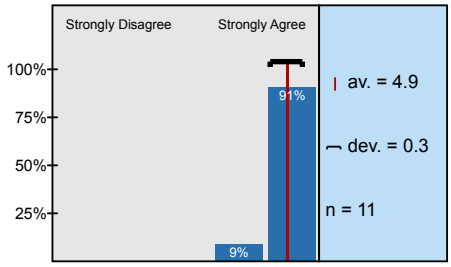

The Professor is helpful and responsive when a student has difficulty.

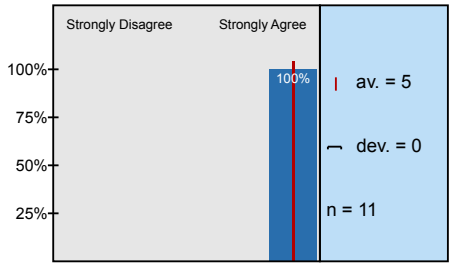

The Professor encourages students to question and/or express ideas.

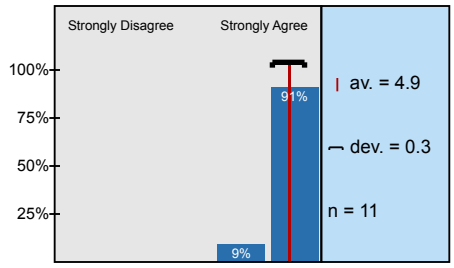

The Professor is fair and impartial in interacting with students.

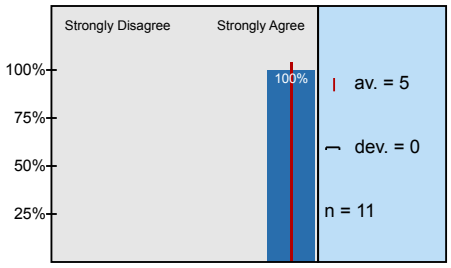

The Professor is respectful of all students.

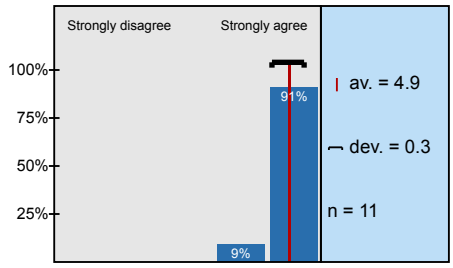

The Professor gives helpful comments on exams and assignments.



The Professor is available to students outside the classroom.

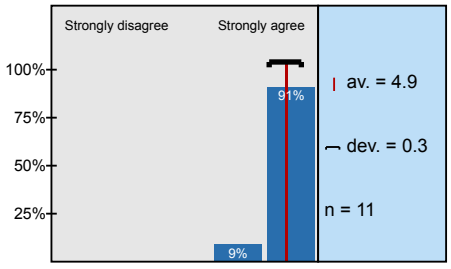

I achieved the course objectives.

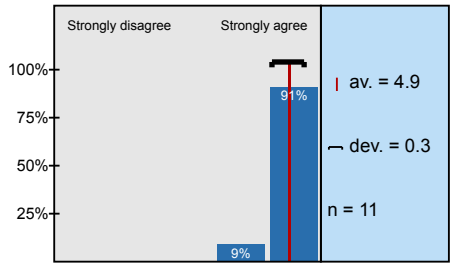

I developed increased interest in the course subject.

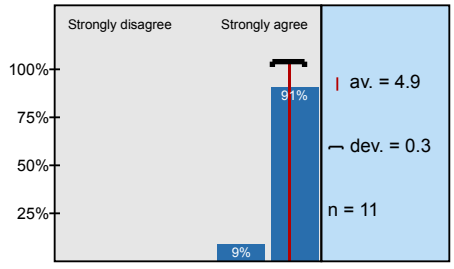

I increased my knowledge.

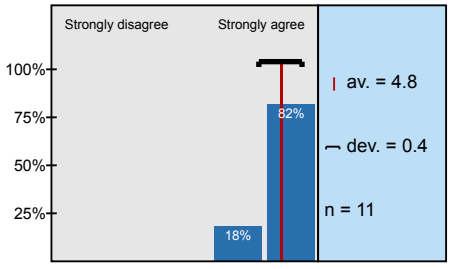

I was actively involved in what I was learning.

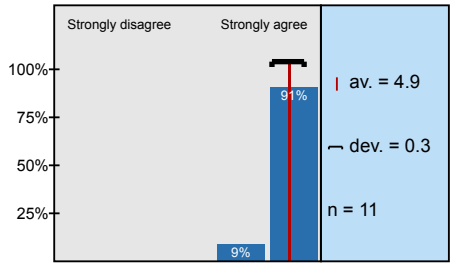

I prepared each class's assignments.

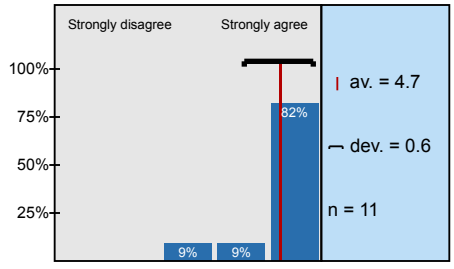

I put effort into this course.

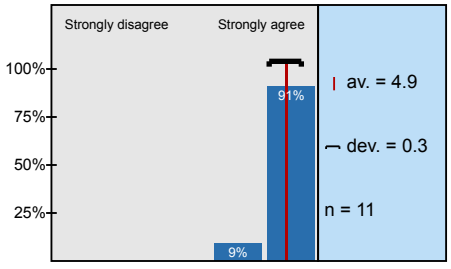

I used resources available at the college such as: Library, Learning Resource Centers, Computer

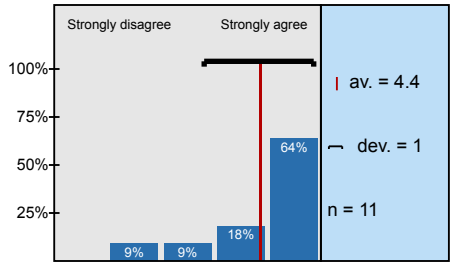

Profile

Subunit: Undergraduate Division
Name of the instructor: Prof. Stephanie Raible
Name of the course: (Name of the survey) Global Awareness Seminar (GLST 201 09 F 14)

Values used in the profile line: Mean

1. The Course

1.1)	The course objectives were clear.	Strongly Disagree	Strongly Agree	n=11 av.=4.9 md=5.0 dev.=0.3	
1.2)	The syllabus provided a clear statement of the course content and requirements.	Strongly Disagree	Strongly Agree	n=11 av.=4.9 md=5.0 dev.=0.3	
1.3)	The course was effective in meeting the course objectives.	Strongly Disagree	Strongly Agree	n=11 av.=4.9 md=5.0 dev.=0.3	
1.4)	Information on how students will be graded was clear.	Strongly Disagree	Strongly Agree	n=11 av.=5.0 md=5.0 dev.=0.0	
1.5)	The teaching techniques used were effective.	Strongly Disagree	Strongly Agree	n=11 av.=4.9 md=5.0 dev.=0.3	
1.6)	The pace of this course was appropriate.	Strongly Disagree	Strongly Agree	n=11 av.=5.0 md=5.0 dev.=0.0	
1.7)	The amount of discussion inthe classroom was appropriate.	Strongly Disagree	Strongly Agree	n=11 av.=5.0 md=5.0 dev.=0.0	
1.8)	If required, the text(s) were useful.	Strongly Disagree	Strongly Agree	n=11 av.=4.6 md=5.0 dev.=0.8	

2. The Professor

2.1)	The Professor is well prepared for each class period.	Strongly Disagree	Strongly Agree	n=11 av.=5.0 md=5.0 dev.=0.0	
2.2)	The Professor demonstrates mastery of subject material.	Strongly Disagree	Strongly Agree	n=11 av.=4.9 md=5.0 dev.=0.3	
2.3)	The Professor presents material in an understandable and well organized fashion.	Strongly Disagree	Strongly Agree	n=11 av.=5.0 md=5.0 dev.=0.0	
2.4)	The Professor is enthusiastic about the subject.	Strongly Disagree	Strongly Agree	n=11 av.=4.9 md=5.0 dev.=0.3	
2.5)	The Professor makes good use of class time.	Strongly Disagree	Strongly Agree	n=11 av.=5.0 md=5.0 dev.=0.0	
2.6)	The Professor used examples and illustrations to clarfiy the course material.	Strongly Disagree	Strongly Agree	n=11 av.=4.9 md=5.0 dev.=0.3	
2.7)	The Professor is helpful and responsive when a student has difficulty.	Strongly Disagree	Strongly Agree	n=11 av.=5.0 md=5.0 dev.=0.0	
2.8)	The Professor encourages students to question and/or express ideas.	Strongly Disagree	Strongly Agree	n=11 av.=4.9 md=5.0 dev.=0.3	
2.9)	The Professor is fair and impartial in interacting with students.	Strongly Disagree	Strongly Agree	n=11 av.=5.0 md=5.0 dev.=0.0	
2.10)	The Professor is respectful of all students.	Strongly disagree	Strongly agree	n=11 av.=4.9 md=5.0 dev.=0.3	
2.11)	The Professor gives helpful comments on exams and assignments.	Strongly disagree	Strongly agree	n=11 av.=5.0 md=5.0 dev.=0.0	
2.12)	The Professor is available to students outside the classroom.	Strongly disagree	Strongly agree	n=11 av.=4.9 md=5.0 dev.=0.3	

3. The Student

3.1)	I achieved the course objectives.	Strongly disagree	Strongly agree	n=11 av.=4.9 md=5.0 dev.=0.3
3.2)	I developed increased interest in the course subject.	Strongly disagree	Strongly agree	n=11 av.=4.9 md=5.0 dev.=0.3
3.3)	I increased my knowledge.	Strongly disagree	Strongly agree	n=11 av.=4.8 md=5.0 dev.=0.4
3.4)	I was actively involved in what I was learning.	Strongly disagree	Strongly agree	n=11 av.=4.9 md=5.0 dev.=0.3
3.5)	I prepared each class's assignments.	Strongly disagree	Strongly agree	n=11 av.=4.7 md=5.0 dev.=0.6
3.6)	I put effort into this course.	Strongly disagree	Strongly agree	n=11 av.=4.9 md=5.0 dev.=0.3
3.7)	I used resources available at the college such as: Library, Learning Resource Centers, Computer Centers, Language Resource	Strongly disagree	Strongly agree	n=11 av.=4.4 md=5.0 dev.=1.0

Comments Report

4. Additional Information

4.4) Comment on the strengths and weaknesses of the teaching of this professor, It is important to emphasize positive aspects as well as any weak areas.

- -Professor Raible is easy to talk to
  -Her use of videos and powerpoints were her strong suit in teaching the class
  -the best thing she did for this particular class is give us the test in advance to study. We wouldn't have aced nearly as well otherwise.
- -great professor overall
  -kind
  -fair
  -understanding
- Good teacher, respected the students and what was expected of them in other classes. Would def take her again if i could. Very sweet and understanding
- Professor Raible is a great teacher and knows how to relate to the students extremely well.
- Since it was such an early class people seemed to be late constantly but she is a really helpful teacher and she helped me get through this course very much. I was not interested on the subject when I took this class but I am glad I took it with her. She is very understanding.
- willingness to learn

4.5) Comment on **your** strengths and weaknesses as they apply to this course. It is important to emphasize positive aspects as well as any weak areas.

- -great participation
- -great people skills
  -very easy to talk to
  -I can read people very easily
  -I put effort into the things i do
- Learned a lot of different things from this class and I enjoyed it.
- My weakness was that I couldn't give my 100 % to this class since I had too much going on this semester but my strength is I made it through and didn't give up.

Scantron
Chestnut Hill College

Prof. Stephanie Raible

Report: Course Evaluation

Dear Prof. Raible,
This email contains evaluation results for GLST 201 04 F13, Global Awareness Seminar:

The global indicators are listed first, followed by the individual average values, consisting of the following scales:

In the second part of the analysis the average values of all individual questions are listed.

Prof. Stephanie Raible

Global Awareness Seminar (GLST 201 04 F13)
No. of responses = 8

Survey Results

Legend

Question text

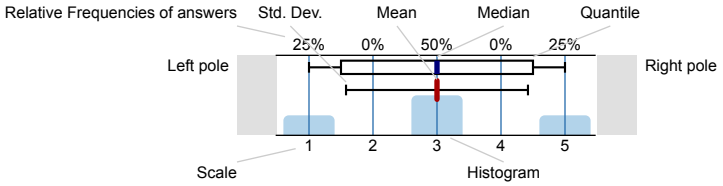

n=No. of responses
av.=Mean
md=Median
dev.=Std. Dev.
ab.=Abstention

1. The Course

1.1) The course objectives were clear.

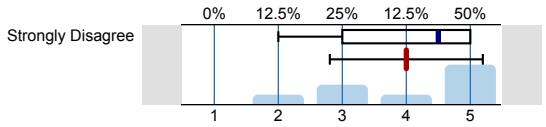

n=8
av.=4
md=4.5
dev.=1.2

1.2) The syllabus provided a clear statement of the course content and requirements.

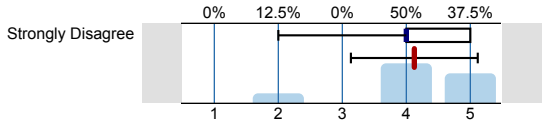

n=8
av.=4.1
md=4
dev.=1

1.3) The course was effective in meeting the course objectives.

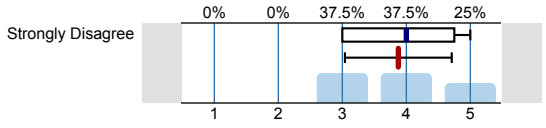

n=8
av.=3.9
md=4
dev.=0.8

1.4) Information on how students will be graded was clear.

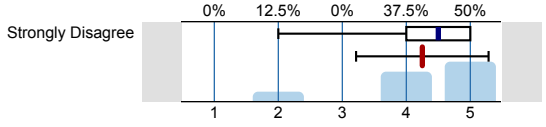

n=8
av.=4.3
md=4.5
dev.=1

1.5) The teaching techniques used were effective.

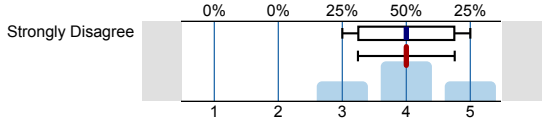

n=8
av.=4
md=4
dev.=0.8

1.6) The pace of this course was appropriate.

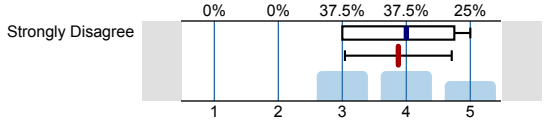

n=8
av.=3.9
md=4
dev.=0.8

1.7) The amount of discussion inthe classroom was appropriate.

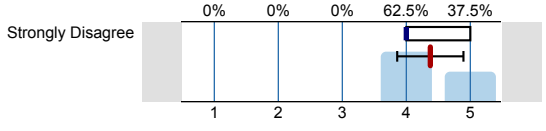

n=8
av.=4.4
md=4
dev.=0.5

1.8) If required, the text(s) were useful.

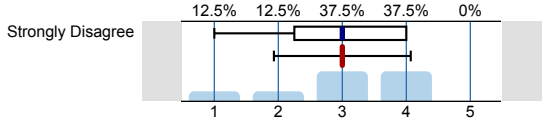

n=8
av.=3
md=3
dev.=1.1

1.9) This student found the course work

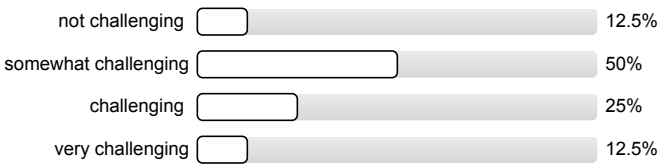

n=8

1.10) Compared to other courses taken at CHC, the level of difficulty of this course was



n=8

1.11) Compared to other courses taken at CHC, the workload for this course was



n=8

2. The Professor

2.1) The Professor is well prepared for each class period.

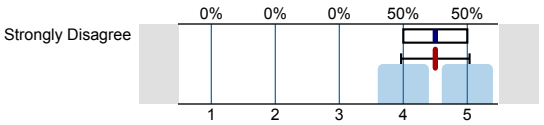

n=8
av.=4.5
md=4.5
dev.=0.5

2.2) The Professor demonstrates mastery of subject material.

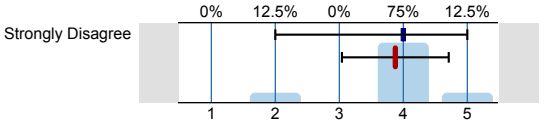

n=8
av.=3.9
md=4
dev.=0.8

2.3) The Professor presents material in an understandable and well organized fashion.

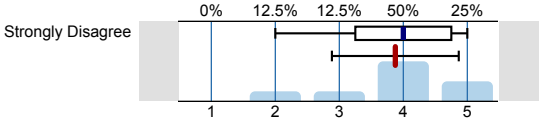

n=8
av.=3.9
md=4
dev.=1

2.4) The Professor is enthusiastic about the subject.

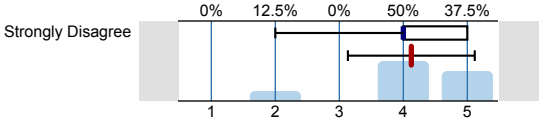

n=8
av.=4.1
md=4
dev.=1

2.5) The Professor makes good use of class time.

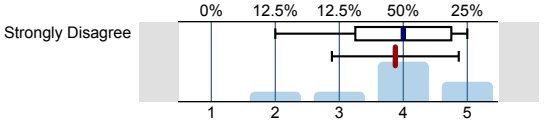

n=8
av.=3.9
md=4
dev.=1

2.6) The Professor used examples and illustrations to clarfiy the course material.

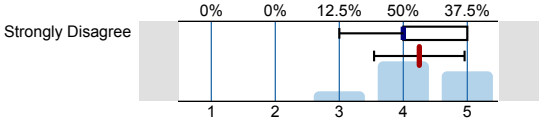

n=8
av.=4.3
md=4
dev.=0.7

2.7) The Professor is helpful and responsive when a student has difficulty.

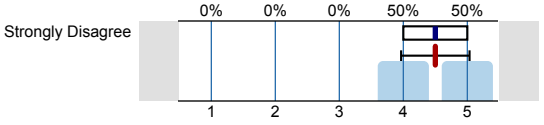

n=8
av.=4.5
md=4.5
dev.=0.5

2.8) The Professor encourages students to question and/ or express ideas.

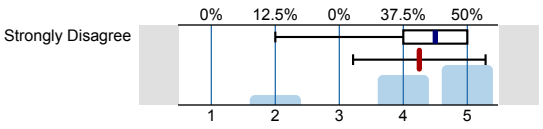

n=8
av.=4.3
md=4.5
dev.=1

2.9) The Professor is fair and impartial in interacting with students.

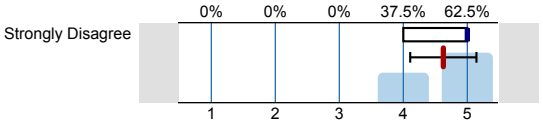

n=8
av.=4.6
md=5
dev.=0.5

2.10) The Professor is respectful of all students.

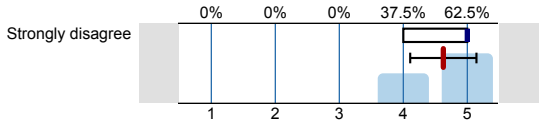

n=8
av.=4.6
md=5
dev.=0.5

2.11) The Professor gives helpful comments on exams and assignments.

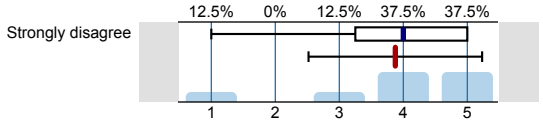

n=8
av.=3.9
md=4
dev.=1.4

2.12) The Professor is available to students outside the classroom.

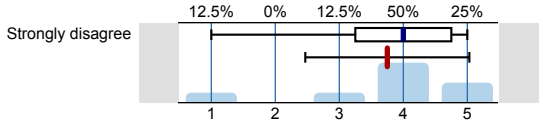

n=8
av.=3.8
md=4
dev.=1.3

3. The Student

3.1) I achieved the course objectives.

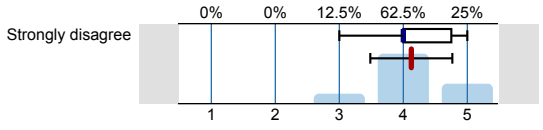

n=8
av.=4.1
md=4
dev.=0.6

3.2) I developed increased interest in the course subject.

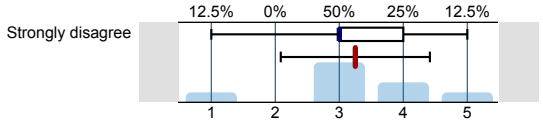

n=8
av.=3.3
md=3
dev.=1.2

3.3) I increased my knowledge.

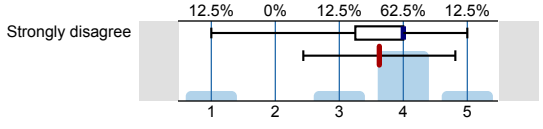

n=8
av.=3.6
md=4
dev.=1.2

3.4) I was actively involved in what I was learning.

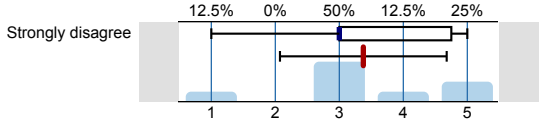

n=8
av.=3.4
md=3
dev.=1.3

3.5) I prepared each class's assignments.

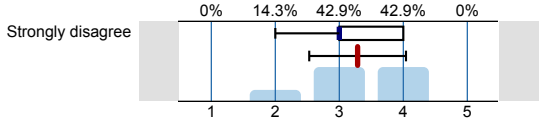

n=7
av.=3.3
md=3
dev.=0.8

3.6) I put effort into this course.

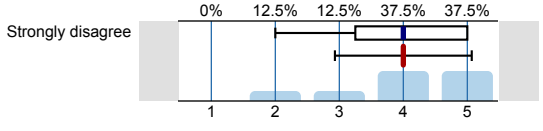

n=8
av.=4
md=4
dev.=1.1

3.7) I used resources available at the college such as: Library, Learning Resource Centers, Computer Centers, Language Resource Center, Math Resource Center, Writing Resource Center.

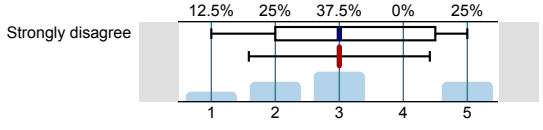

n=8
av.=3
md=3
dev.=1.4

4. Additional Information

4.1) The text(s) were



4.2) Are you taking this course as:



4.3) Are you currently considered a

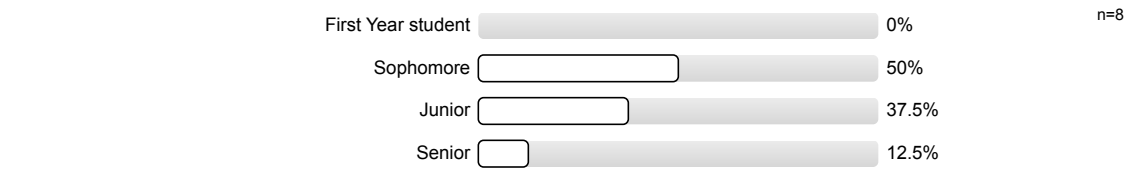

4.6) What grade do you expect to receive in this course? Best estimate:



Histogram for scaled questions

The course objectives were clear.

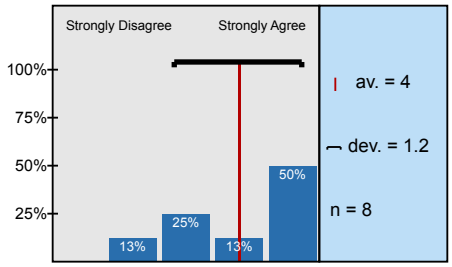

The syllabus provided a clear statement of the course content and requirements.

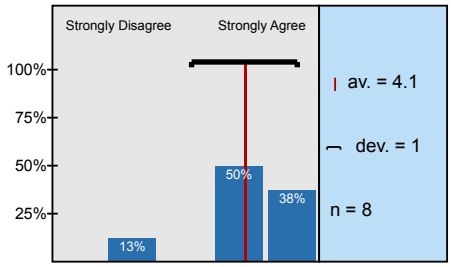

The course was effective in meeting the course objectives.

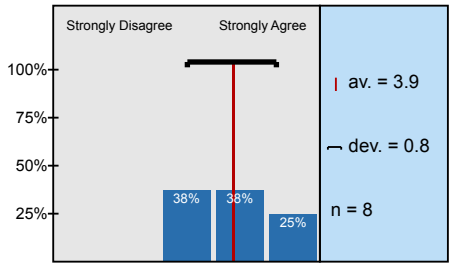

Information on how students will be graded was clear.

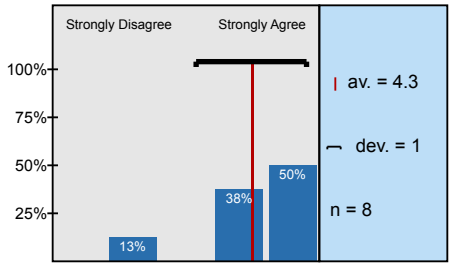

The teaching techniques used were effective.

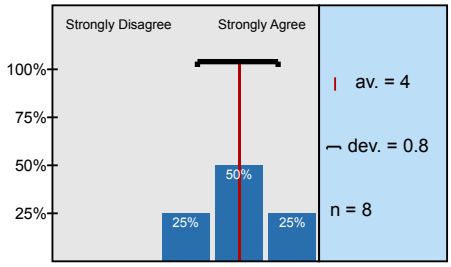

The pace of this course was appropriate.

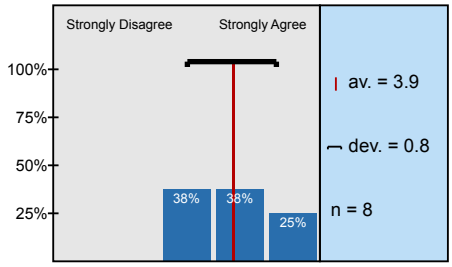

The amount of discussion inthe classroom was appropriate.

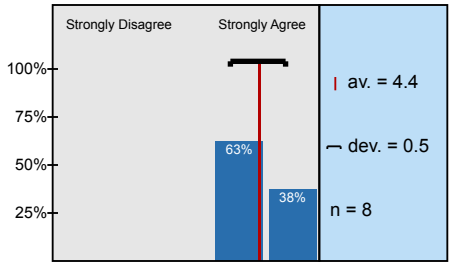

If required, the text(s) were useful.

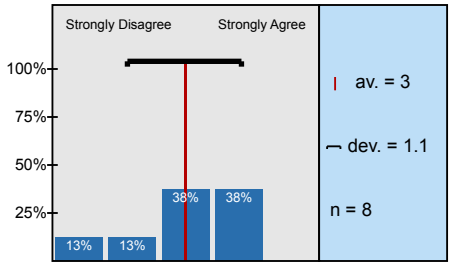

The Professor is well prepared for each class period.

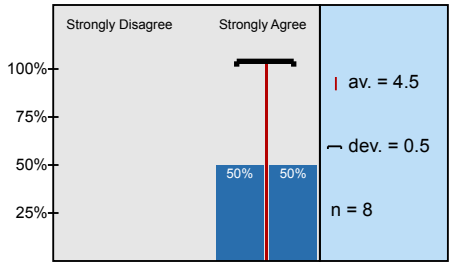

The Professor demonstrates mastery of subject material.

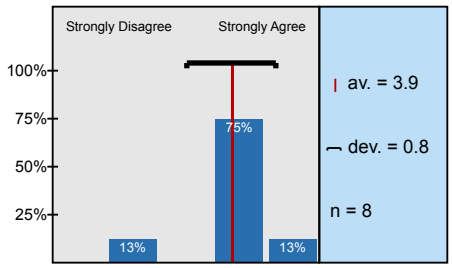

The Professor presents material in an understandable and well organized fashion.

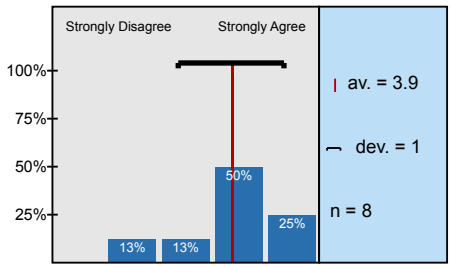

The Professor is enthusiastic about the subject.

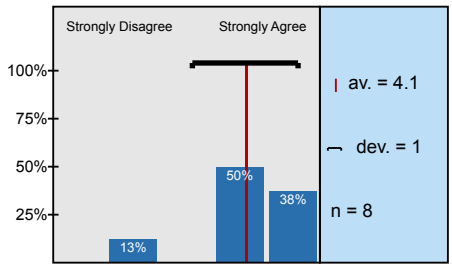

The Professor makes good use of class time.

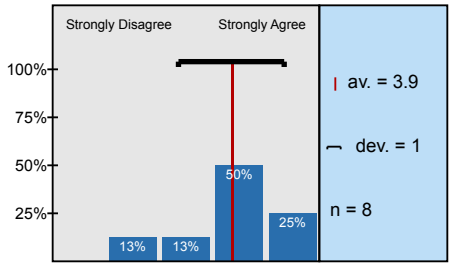

The Professor used examples and illustrations to clarfiy the course material.

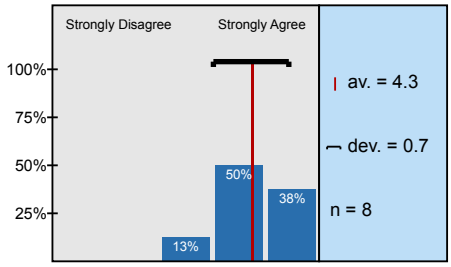

The Professor is helpful and responsive when a student has difficulty.

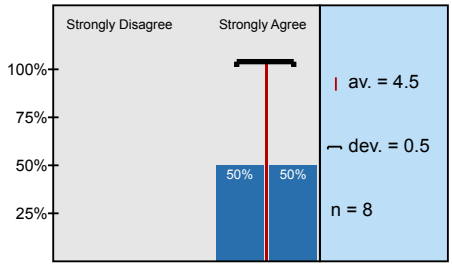

The Professor encourages students to question and/or express ideas.

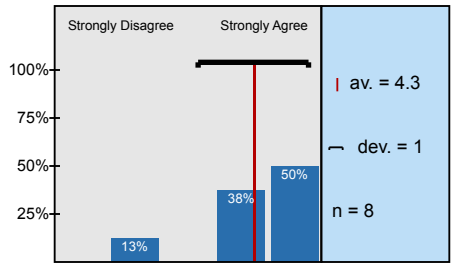

The Professor is fair and impartial in interacting with students.

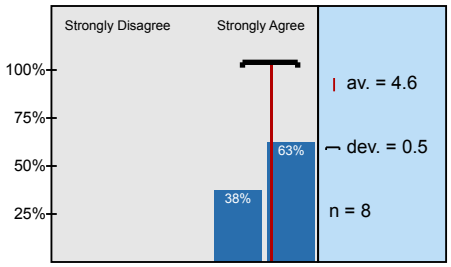

The Professor is respectful of all students.

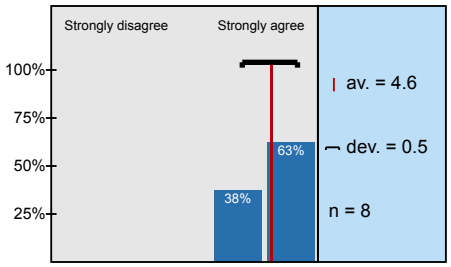

The Professor gives helpful comments on exams and assignments.

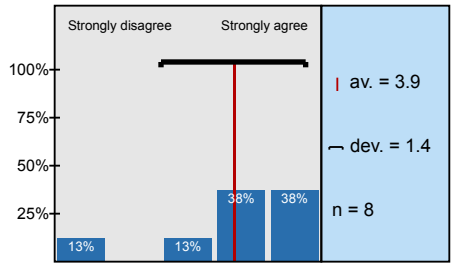

The Professor is available to students outside the classroom.

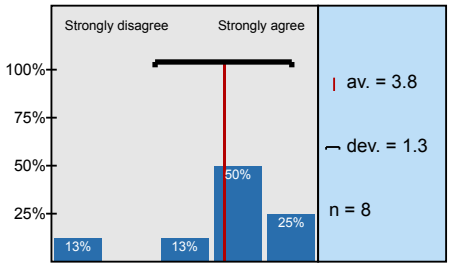

I achieved the course objectives.

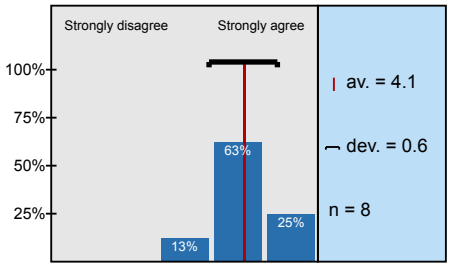

I developed increased interest in the course subject.

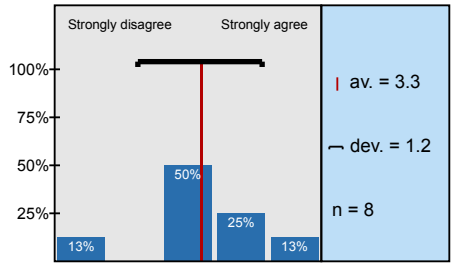

I increased my knowledge.

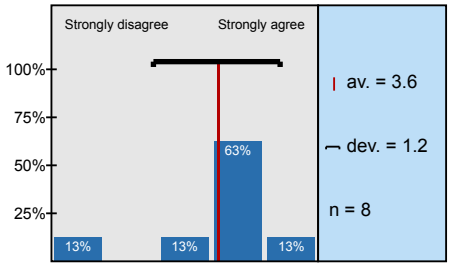

I was actively involved in what I was learning.

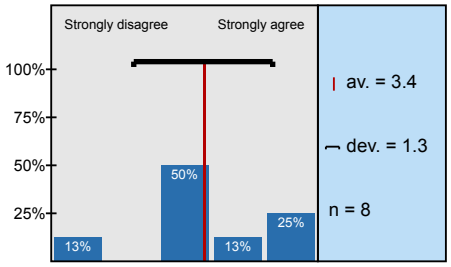

I prepared each class's assignments.

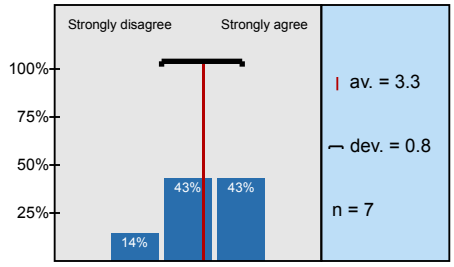

I put effort into this course.

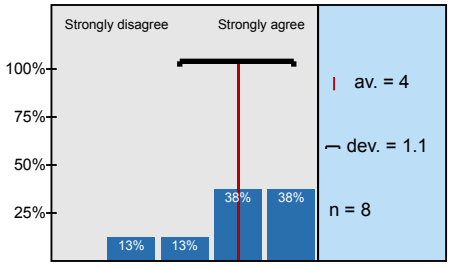

I used resources available at the college such as: Library, Learning Resource Centers, Computer

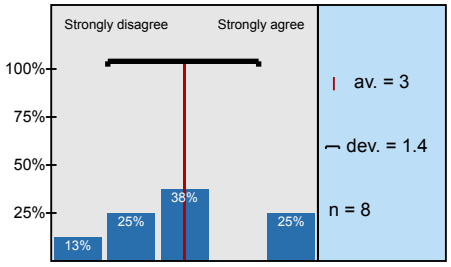

Profile

Subunit: Undergraduate Division
Name of the instructor: Prof. Stephanie Raible
Name of the course: (Name of the survey) Global Awareness Seminar (GLST 201 04 F13)

Values used in the profile line: Mean

1. The Course

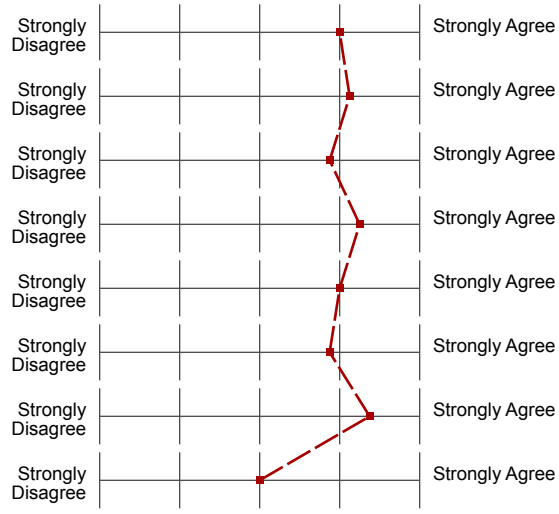

1.1)	The course objectives were clear.	Strongly Disagree	Strongly Agree	n=8	av.=4.0	md=4.5 dev.=1.2
1.2)	The syllabus provided a clear statement of the course content and requirements.	Strongly Disagree	Strongly Agree	n=8	av.=4.1	md=4.0 dev.=1.0
1.3)	The course was effective in meeting the course objectives.	Strongly Disagree	Strongly Agree	n=8	av.=3.9	md=4.0 dev.=0.8
1.4)	Information on how students will be graded was clear.	Strongly Disagree	Strongly Agree	n=8	av.=4.3	md=4.5 dev.=1.0
1.5)	The teaching techniques used were effective.	Strongly Disagree	Strongly Agree	n=8	av.=4.0	md=4.0 dev.=0.8
1.6)	The pace of this course was appropriate.	Strongly Disagree	Strongly Agree	n=8	av.=3.9	md=4.0 dev.=0.8
1.7)	The amount of discussion inthe classroom was appropriate.	Strongly Disagree	Strongly Agree	n=8	av.=4.4	md=4.0 dev.=0.5
1.8)	If required, the text(s) were useful.	Strongly Disagree	Strongly Agree	n=8	av.=3.0	md=3.0 dev.=1.1

2. The Professor

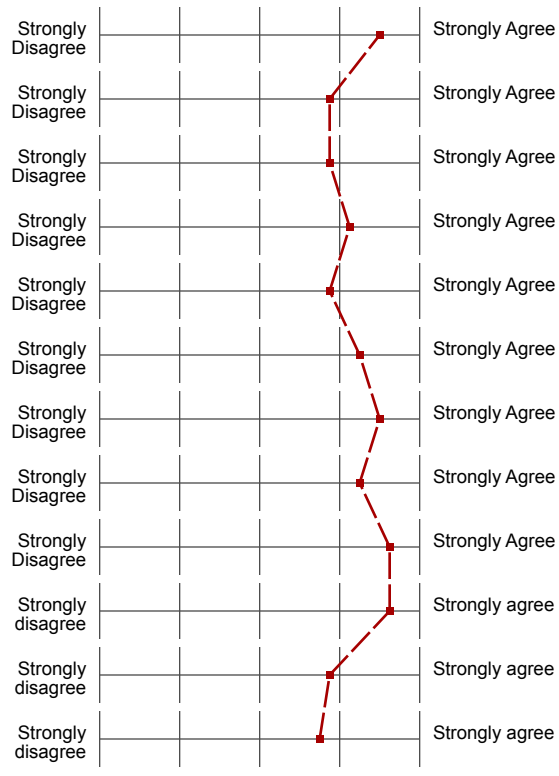

2.1)	The Professor is well prepared for each class period.	Strongly Disagree	Strongly Agree	n=8	av.=4.5	md=4.5 dev.=0.5
2.2)	The Professor demonstrates mastery of subject material.	Strongly Disagree	Strongly Agree	n=8	av.=3.9	md=4.0 dev.=0.8
2.3)	The Professor presents material in an understandable and well organized fashion.	Strongly Disagree	Strongly Agree	n=8	av.=3.9	md=4.0 dev.=1.0
2.4)	The Professor is enthusiastic about the subject.	Strongly Disagree	Strongly Agree	n=8	av.=4.1	md=4.0 dev.=1.0
2.5)	The Professor makes good use of class time.	Strongly Disagree	Strongly Agree	n=8	av.=3.9	md=4.0 dev.=1.0
2.6)	The Professor used examples and illustrations to clarfiy the course material.	Strongly Disagree	Strongly Agree	n=8	av.=4.3	md=4.0 dev.=0.7
2.7)	The Professor is helpful and responsive when a student has difficulty.	Strongly Disagree	Strongly Agree	n=8	av.=4.5	md=4.5 dev.=0.5
2.8)	The Professor encourages students to question and/or express ideas.	Strongly Disagree	Strongly Agree	n=8	av.=4.3	md=4.5 dev.=1.0
2.9)	The Professor is fair and impartial in interacting with students.	Strongly Disagree	Strongly Agree	n=8	av.=4.6	md=5.0 dev.=0.5
2.10)	The Professor is respectful of all students.	Strongly disagree	Strongly agree	n=8	av.=4.6	md=5.0 dev.=0.5
2.11)	The Professor gives helpful comments on exams and assignments.	Strongly disagree	Strongly agree	n=8	av.=3.9	md=4.0 dev.=1.4
2.12)	The Professor is available to students outside the classroom.	Strongly disagree	Strongly agree	n=8	av.=3.8	md=4.0 dev.=1.3

3. The Student

3.1)	I achieved the course objectives.	Strongly disagree		Strongly agree	n=8 av.=4.1 md=4.0 dev.=0.6
3.2)	I developed increased interest in the course subject.	Strongly disagree		Strongly agree	n=8 av.=3.3 md=3.0 dev.=1.2
3.3)	I increased my knowledge.	Strongly disagree		Strongly agree	n=8 av.=3.6 md=4.0 dev.=1.2
3.4)	I was actively involved in what I was learning.	Strongly disagree		Strongly agree	n=8 av.=3.4 md=3.0 dev.=1.3
3.5)	I prepared each class's assignments.	Strongly disagree		Strongly agree	n=7 av.=3.3 md=3.0 dev.=0.8
3.6)	I put effort into this course.	Strongly disagree		Strongly agree	n=8 av.=4.0 md=4.0 dev.=1.1
3.7)	I used resources available at the college such as: Library, Learning Resource Centers, Computer Centers, Language Resource	Strongly disagree	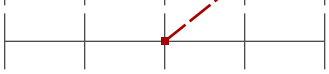	Strongly agree	n=8 av.=3.0 md=3.0 dev.=1.4

Comments Report

4. Additional Information

4.4) Comment on the strengths and weaknesses of the teaching of this professor, It is important to emphasize positive aspects as well as any weak areas.

- I feel as though Prof. Raible was extremely reasonable and was fair when it came to the elements of this course.
- I really enjoyed this professor. Professor Raible really knows what she is talking about and she explains is very well with plenty of examples. the only thing that bothered me was that she needs to move around the classroom more instead of standing in one spot for the whole class. Also more class discussions are always nice in an 8 am class. Maybe have a class period that just is a discussion about what the topic for the day is. she is also very flexible when it comes to situations. she understands that we are busy college students and is still strict, but very understandable. But overall, i really liked this class and learned a lot about economic geography that i did not know before.
- Professor Rabile provided modern day examples that applied to the boring topics we would be discussing in class which made it more interesting to be engaged. She is also very good at breaking down terms and concepts that students are not understanding.
- The teacher was very good at trying to explain the subject matter in a way that the students would understand.

4.5) Comment on **your** strengths and weaknesses as they apply to this course. It is important to emphasize positive aspects as well as any weak areas.

- I had a hard time trying to complete the readings on time because they were very often confusing and difficult to understand.
- I really enjoyed this class. I am an accounting major, so taking an economics class is always interesting with me. I read the book for fun just because I like the topic so that was interesting. Overall a very good class.

Scantron
Chestnut Hill College

Prof. Stephanie Raible

Report: Course Evaluation

Dear Prof. Raible,
This email contains evaluation results for GLST 201 08 SP13, Global Awareness Seminar:

The global indicators are listed first, followed by the individual average values, consisting of the following scales:

In the second part of the analysis the average values of all individual questions are listed.

Prof. Stephanie Raible

Global Awareness Seminar (GLST 201 08 SP13)
No. of responses = 9

Survey Results

Legend

Question text

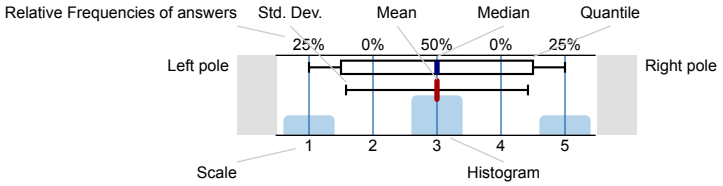

n=No. of responses
av.=Mean
md=Median
dev.=Std. Dev.
ab.=Abstention

1. The Course

1.1) The course objectives were clear.

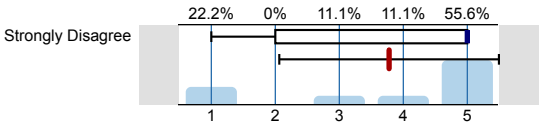

n=9
av.=3.8
md=5
dev.=1.7

1.2) The syllabus provided a clear statement of the course content and requirements.

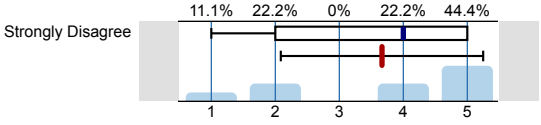

n=9
av.=3.7
md=4
dev.=1.6

1.3) The course was effective in meeting the course objectives.

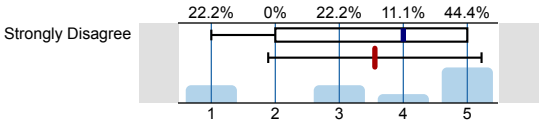

n=9
av.=3.6
md=4
dev.=1.7

1.4) Information on how students will be graded was clear.

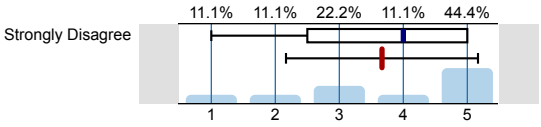

n=9
av.=3.7
md=4
dev.=1.5

1.5) The teaching techniques used were effective.

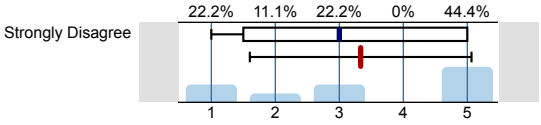

n=9
av.=3.3
md=3
dev.=1.7

1.6) The pace of this course was appropriate.

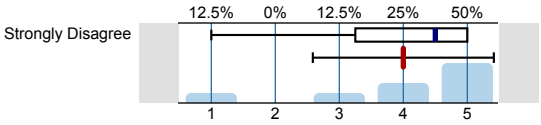

n=8
av.=4
md=4.5
dev.=1.4

1.7) The amount of discussion inthe classroom was appropriate.

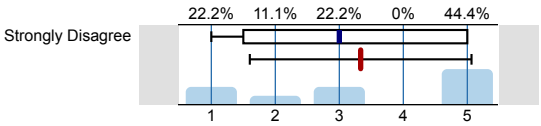

n=9
av.=3.3
md=3
dev.=1.7

1.8) If required, the text(s) were useful.

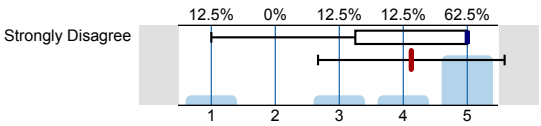

n=8
av.=4.1
md=5
dev.=1.5

1.9) This student found the course work



n=9

1.10) Compared to other courses taken at CHC, the level of difficulty of this course was



n=9

1.11) Compared to other courses taken at CHC, the workload for this course was

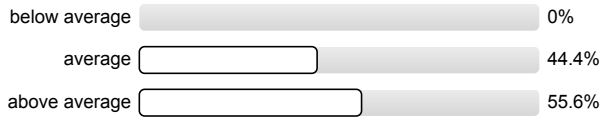

n=9

2. The Professor

2.1) The Professor is well prepared for each class period.

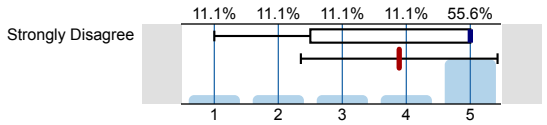

n=9
av.=3.9
md=5
dev.=1.5

2.2) The Professor demonstrates mastery of subject material.

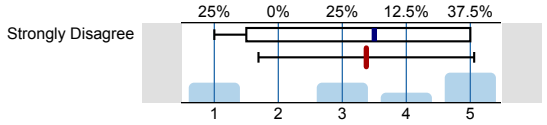

n=8
av.=3.4
md=3.5
dev.=1.7

2.3) The Professor presents material in an understandable and well organized fashion.

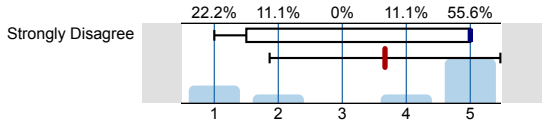

n=9
av.=3.7
md=5
dev.=1.8

2.4) The Professor is enthusiastic about the subject.

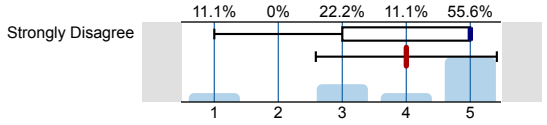

n=9
av.=4
md=5
dev.=1.4

2.5) The Professor makes good use of class time.

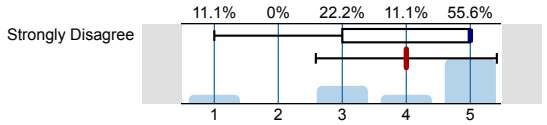

n=9
av.=4
md=5
dev.=1.4

2.6) The Professor used examples and illustrations to clarfiy the course material.

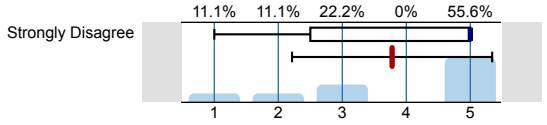

n=9
av.=3.8
md=5
dev.=1.6

2.7) The Professor is helpful and responsive when a student has difficulty.

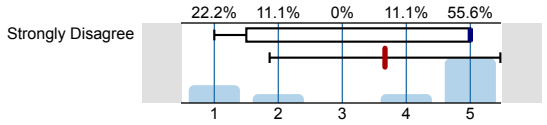

n=9
av.=3.7
md=5
dev.=1.8

2.8) The Professor encourages students to question and/ or express ideas.

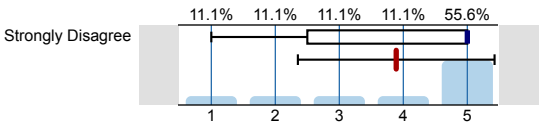

n=9
av.=3.9
md=5
dev.=1.5

2.9) The Professor is fair and impartial in interacting with students.

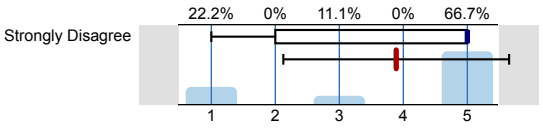

n=9
av.=3.9
md=5
dev.=1.8

2.10) The Professor is respectful of all students.

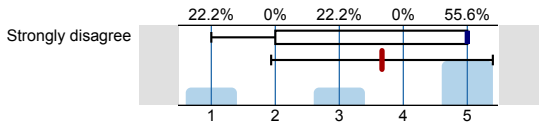

n=9
av.=3.7
md=5
dev.=1.7

2.11) The Professor gives helpful comments on exams and assignments.

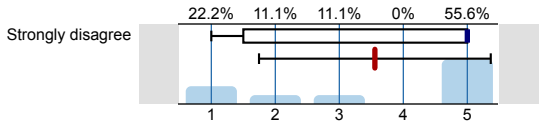

n=9
av.=3.6
md=5
dev.=1.8

2.12) The Professor is available to students outside the classroom.

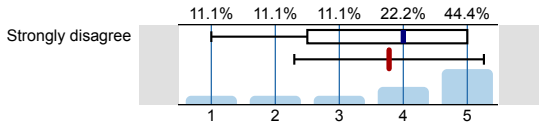

n=9
av.=3.8
md=4
dev.=1.5

3. The Student

3.1) I achieved the course objectives.

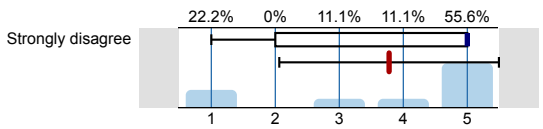

n=9
av.=3.8
md=5
dev.=1.7

3.2) I developed increased interest in the course subject.

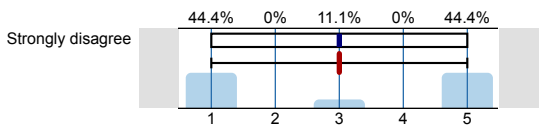

n=9
av.=3
md=3
dev.=2

3.3) I increased my knowledge.

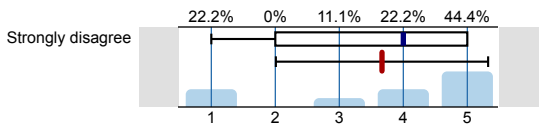

n=9
av.=3.7
md=4
dev.=1.7

3.4) I was actively involved in what I was learning.

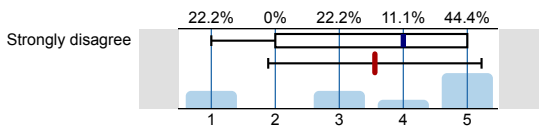

n=9
av.=3.6
md=4
dev.=1.7

3.5) I prepared each class's assignments.

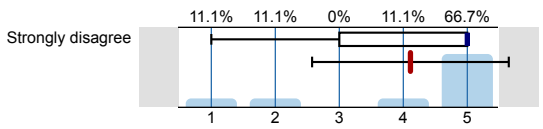

n=9
av.=4.1
md=5
dev.=1.5

3.6) I put effort into this course.

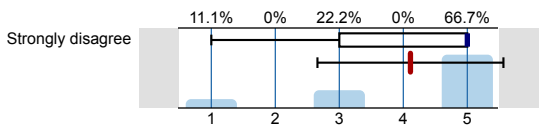

n=9
av.=4.1
md=5
dev.=1.5

3.7) I used resources available at the college such as: Library, Learning Resource Centers, Computer Centers, Language Resource Center, Math Resource Center, Writing Resource Center.

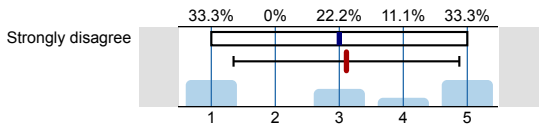

n=9
av.=3.1
md=3
dev.=1.8

4. Additional Information

4.1) The text(s) were



4.2) Are you taking this course as:

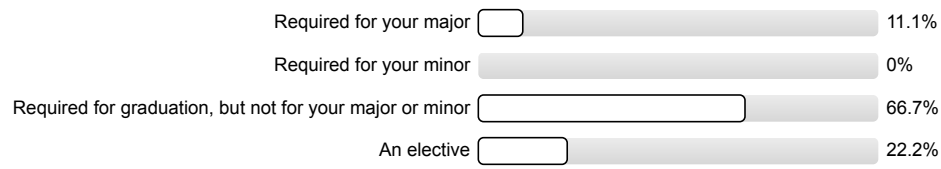

4.3) Are you currently considered a

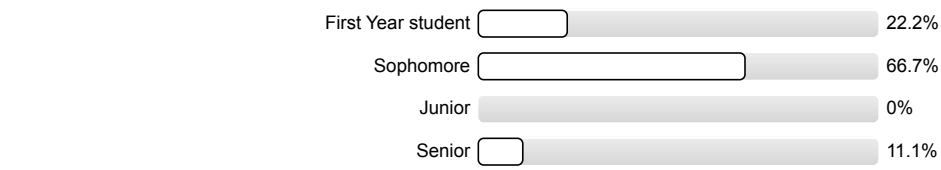

4.6) What grade do you expect to receive in this course? Best estimate:



Histogram for scaled questions

The course objectives were clear.

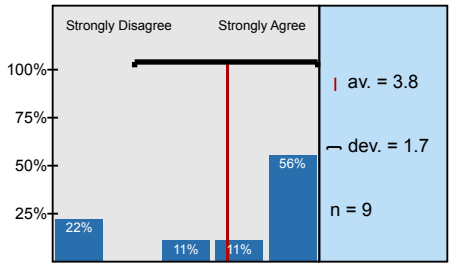

The syllabus provided a clear statement of the course content and requirements.

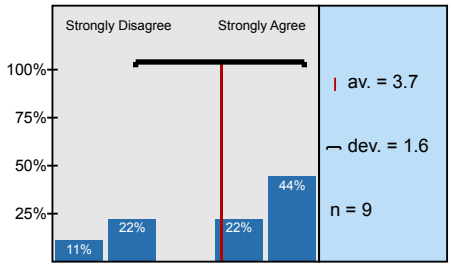

The course was effective in meeting the course objectives.

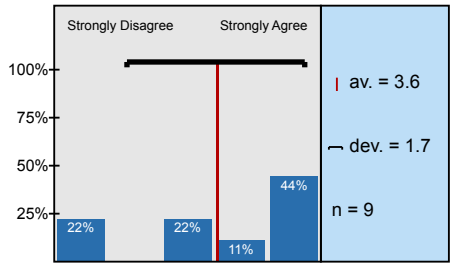

Information on how students will be graded was clear.

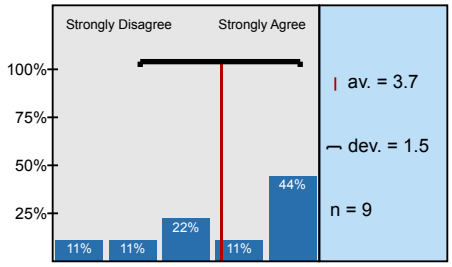

The teaching techniques used were effective.

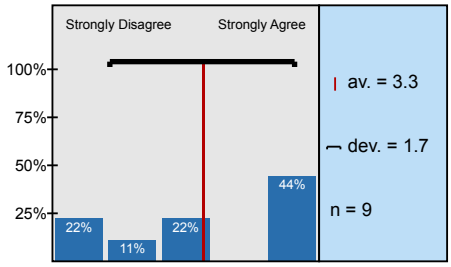

The pace of this course was appropriate.

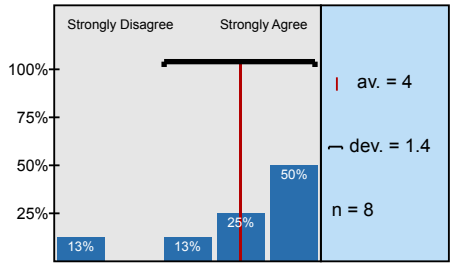

The amount of discussion inthe classroom was appropriate.

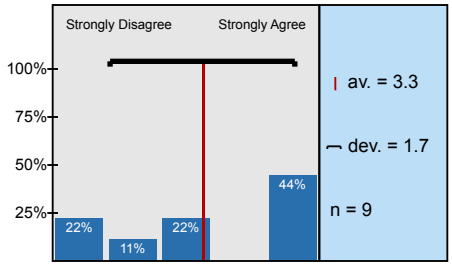

If required, the text(s) were useful.

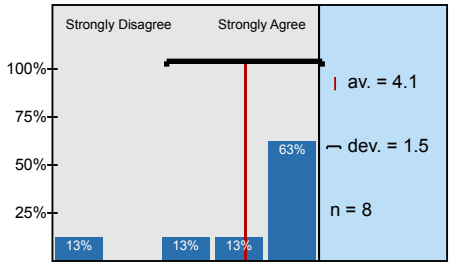

The Professor is well prepared for each class period.

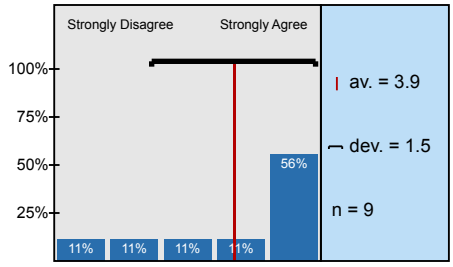

The Professor demonstrates mastery of subject material.

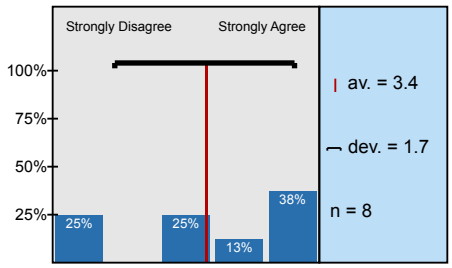

The Professor presents material in an understandable and well organized fashion.

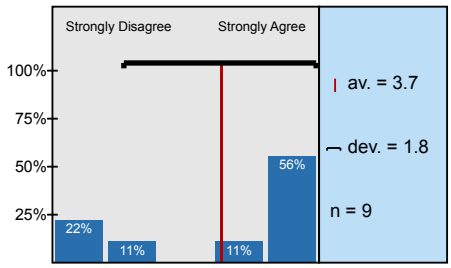

The Professor is enthusiastic about the subject.

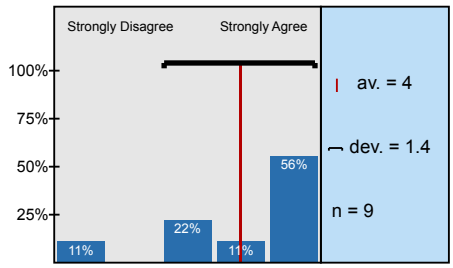

The Professor makes good use of class time.

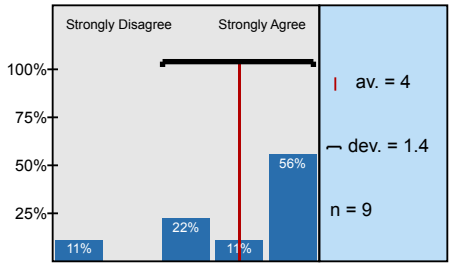

The Professor used examples and illustrations to clarfiy the course material.

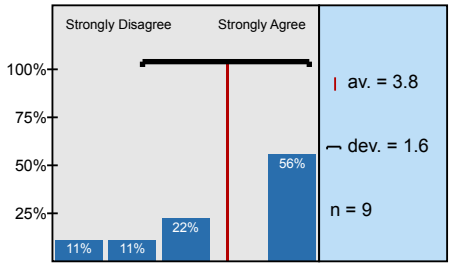

The Professor is helpful and responsive when a student has difficulty.

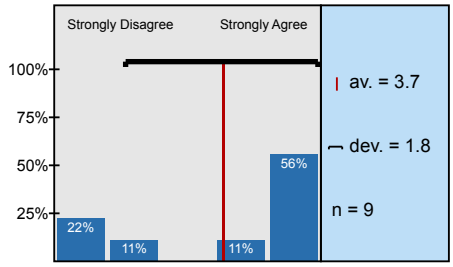

The Professor encourages students to question and/or express ideas.

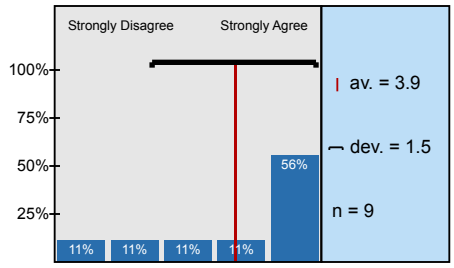

The Professor is fair and impartial in interacting with students.

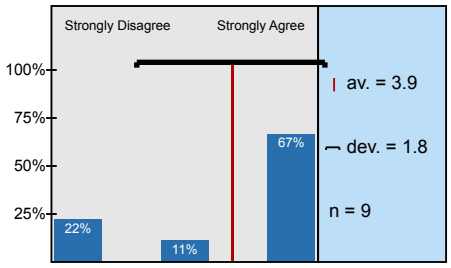

The Professor is respectful of all students.

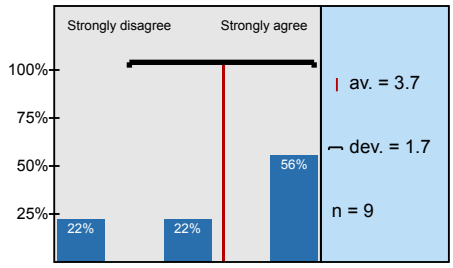

The Professor gives helpful comments on exams and assignments.

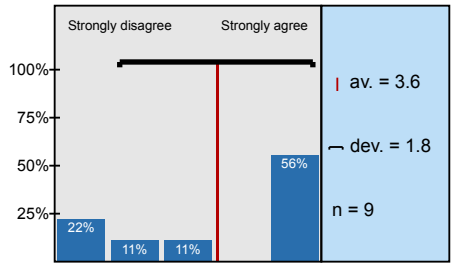

The Professor is available to students outside the classroom.

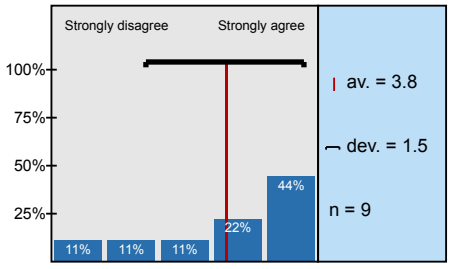

I achieved the course objectives.

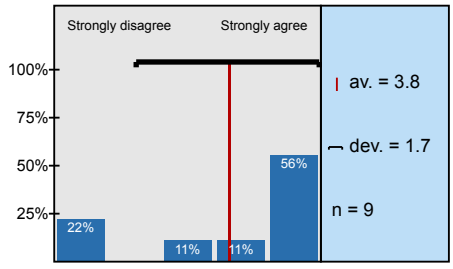

I developed increased interest in the course subject.

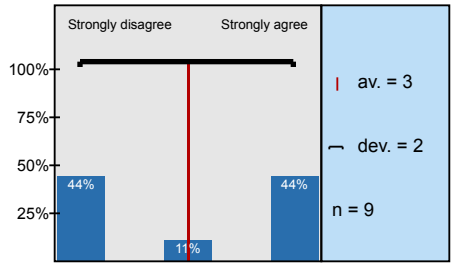

I increased my knowledge.

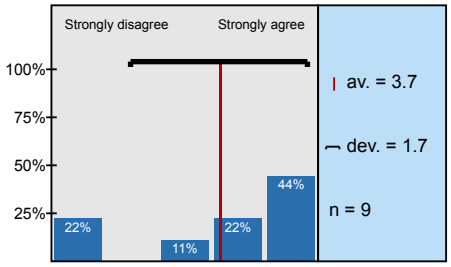

I was actively involved in what I was learning.

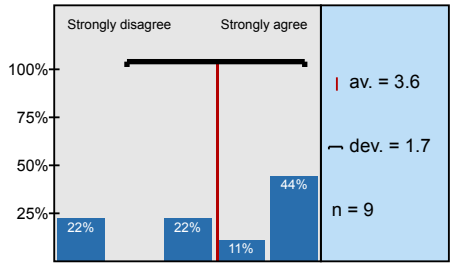

I prepared each class's assignments.

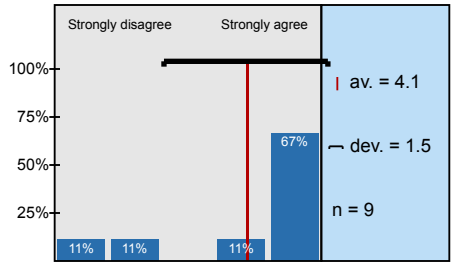

I put effort into this course.

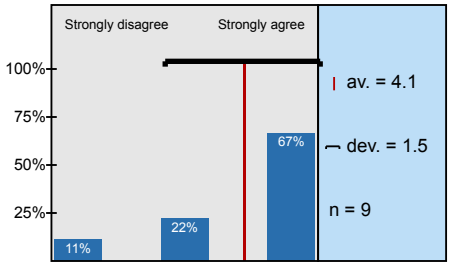

I used resources available at the college such as: Library, Learning Resource Centers, Computer

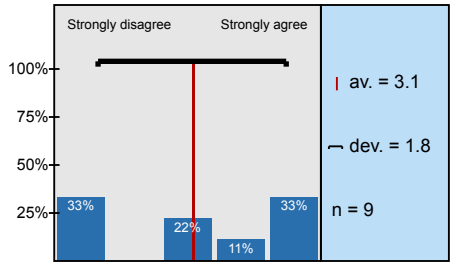

Profile

Subunit: Undergraduate Division
Name of the instructor: Prof. Stephanie Raible
Name of the course: (Name of the survey) Global Awareness Seminar

Values used in the profile line: Mean

1. The Course

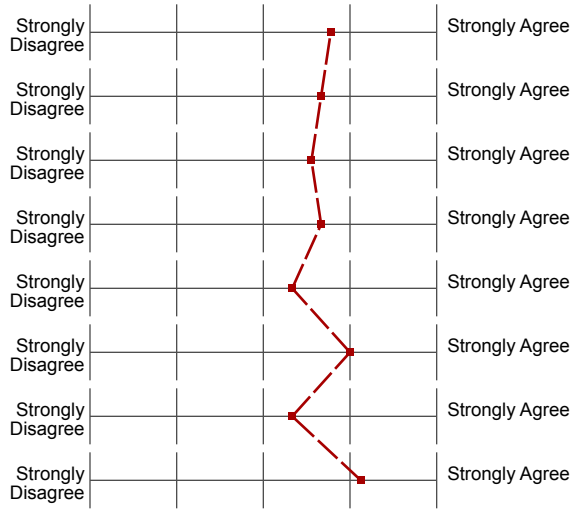

1.1)	The course objectives were clear.	Strongly Disagree	Strongly Agree	n=9	av.=3.8	md=5.0 dev.=1.7
1.2)	The syllabus provided a clear statement of the course content and requirements.	Strongly Disagree	Strongly Agree	n=9	av.=3.7	md=4.0 dev.=1.6
1.3)	The course was effective in meeting the course objectives.	Strongly Disagree	Strongly Agree	n=9	av.=3.6	md=4.0 dev.=1.7
1.4)	Information on how students will be graded was clear.	Strongly Disagree	Strongly Agree	n=9	av.=3.7	md=4.0 dev.=1.5
1.5)	The teaching techniques used were effective.	Strongly Disagree	Strongly Agree	n=9	av.=3.3	md=3.0 dev.=1.7
1.6)	The pace of this course was appropriate.	Strongly Disagree	Strongly Agree	n=8	av.=4.0	md=4.5 dev.=1.4
1.7)	The amount of discussion inthe classroom was appropriate.	Strongly Disagree	Strongly Agree	n=9	av.=3.3	md=3.0 dev.=1.7
1.8)	If required, the text(s) were useful.	Strongly Disagree	Strongly Agree	n=8	av.=4.1	md=5.0 dev.=1.5

2. The Professor



2.1)	The Professor is well prepared for each class period.	Strongly Disagree	Strongly Agree	n=9	av.=3.9	md=5.0 dev.=1.5
2.2)	The Professor demonstrates mastery of subject material.	Strongly Disagree	Strongly Agree	n=8	av.=3.4	md=3.5 dev.=1.7
2.3)	The Professor presents material in an understandable and well organized fashion.	Strongly Disagree	Strongly Agree	n=9	av.=3.7	md=5.0 dev.=1.8
2.4)	The Professor is enthusiastic about the subject.	Strongly Disagree	Strongly Agree	n=9	av.=4.0	md=5.0 dev.=1.4
2.5)	The Professor makes good use of class time.	Strongly Disagree	Strongly Agree	n=9	av.=4.0	md=5.0 dev.=1.4
2.6)	The Professor used examples and illustrations to clarfiy the course material.	Strongly Disagree	Strongly Agree	n=9	av.=3.8	md=5.0 dev.=1.6
2.7)	The Professor is helpful and responsive when a student has difficulty.	Strongly Disagree	Strongly Agree	n=9	av.=3.7	md=5.0 dev.=1.8
2.8)	The Professor encourages students to question and/or express ideas.	Strongly Disagree	Strongly Agree	n=9	av.=3.9	md=5.0 dev.=1.5
2.9)	The Professor is fair and impartial in interacting with students.	Strongly Disagree	Strongly Agree	n=9	av.=3.9	md=5.0 dev.=1.8
2.10)	The Professor is respectful of all students.	Strongly disagree	Strongly agree	n=9	av.=3.7	md=5.0 dev.=1.7
2.11)	The Professor gives helpful comments on exams and assignments.	Strongly disagree	Strongly agree	n=9	av.=3.6	md=5.0 dev.=1.8
2.12)	The Professor is available to students outside the classroom.	Strongly disagree	Strongly agree	n=9	av.=3.8	md=4.0 dev.=1.5

3. The Student

3.1)	I achieved the course objectives.	Strongly disagree	Strongly agree	n=9	av.=3.8	md=5.0	dev.=1.7
3.2)	I developed increased interest in the course subject.	Strongly disagree	Strongly agree	n=9	av.=3.0	md=3.0	dev.=2.0
3.3)	I increased my knowledge.	Strongly disagree	Strongly agree	n=9	av.=3.7	md=4.0	dev.=1.7
3.4)	I was actively involved in what I was learning.	Strongly disagree	Strongly agree	n=9	av.=3.6	md=4.0	dev.=1.7
3.5)	I prepared each class's assignments.	Strongly disagree	Strongly agree	n=9	av.=4.1	md=5.0	dev.=1.5
3.6)	I put effort into this course.	Strongly disagree	Strongly agree	n=9	av.=4.1	md=5.0	dev.=1.5
3.7)	I used resources available at the college such as: Library, Learning Resource Centers,	Strongly disagree	Strongly agree	n=9	av.=3.1	md=3.0	dev.=1.8

Comments Report

4. Additional Information

4.4) Comment on the strengths and weaknesses of the teaching of this professor, It is important to emphasize positive aspects as well as any weak areas.

- As a teacher I thought she would use time management good but we have 4 major big assignments all do within 5 days, which is unnecessary, and unfair.
- Good overall
- She is a nice person and an okay professor just when asking for help she didn't help on making the problem easy
- Teachings get very dry at certain points however an upside to this is her cheerfulness and "morning person" personality which does a surprisingly goos job of keeping my morale high in the classroom.
- This professor was the worst teacher I have ever had. Doesn't explain the concepts well at all and treats this course as a major that all have extreme knowledge of subject. Balance and weight of grading is horrible. Doesn't give enough time for projects to be completed. Just overall awful display of professional teaching at the college level. A disgrace.

4.5) Comment on **your** strengths and weaknesses as they apply to this course. It is important to emphasize positive aspects as well as any weak areas.

- A little heavy in book text
- I am not familiar nor interested in the subject material at all however I took the class because I was short on credits and was forced to sign up with the freshman and this Global Studies class was the only one that was left open that I could take. That being said, and as always, I put my best effort into the course.
- I never had any interest in this course and after this class I really have no interest in it at all.
- None. I have learned absolutely nothing but did an extreme amount of useless work that didn't apply to any of the text.